



Byron-Bethany Irrigation District
MEETING OF THE
BOARD OF DIRECTORS

Video Conference Board Meeting
Tuesday, June 29, 2021
9:00 A.M.

DISTRICT HEADQUARTERS IN THE CHARLES SPATAFORE JR. AUDITORIUM
7995 Bruns Road / Byron, California 94514-1625
Telephone: 209-835-0375 / Facsimile: 209-835-2869

RUSSELL KAGEHIRO
President
Division IV

TIM MAGGIORE
Vice President
Division III

LARRY ENOS, JR
Director
Division I

MARK MAGGIORE
Director
Division II



CHARLES TUSO
Director
Division V

TOM PEREIRA
Director
Division VI

JACK ALVAREZ
Director
Division VII

RICK GILMORE
General Manager
Secretary

AGENDA

Video Conference Meeting Of the Board of Directors Tuesday, June 29, 2021 9:00 AM

Call-in Information:

Meeting ID: Join Zoom Meeting
<https://us02web.zoom.us/j/8458078863>

Meeting ID: 845 807 8863

Call In Number

1-669-900-6833,,8458078863#

NOTE: In accordance with the Governor's Executive Order (N-29-20) and the declared State of Emergency as a result of the threat of COVID-19, members of the Board of Directors and staff will be participating in this meeting remotely from multiple locations. Members of the public are encouraged to use the call-in number, which will allow them to fully participate in the meeting without having to be present in person. If members of the public have any problems using the call-in number during the meeting, please contact the District office at 209-835-0375.

Call to Order/Roll Call.

Consider Corrections to the Agenda of Items, as authorized under Government Code Section 54950 et seq.

Opportunity for Public Comment – Any member of the public may address the Board concerning any matter not on the agenda, but within the Board's jurisdiction. Public comment is limited to no more than three minutes per person.

CONSENT CALENDAR

The following items are expected to be routine and non-controversial and can be acted on in one consolidated motion as recommended or may be removed from the Consent Calendar and separately considered at the request of any person.

1. Approve Meeting Minute Summaries through June 18, 2021
2. Accept Treasurer's Report of May 2021.
3. Approve Check Register of May, 2021.

DISCUSSION/ACTION CALENDAR

4. Receive report regarding the Tracy Subbasin Groundwater Sustainability Plan; and, consider adopting Resolution 2021-16 Authorizing a Notice of Intent to adopt the Tracy Subbasin Groundwater Sustainability Plan.

5. Receive report from the East Contra Costa Groundwater Sustainability Workshop; and, consider adopting Resolution 2021-17 Authorizing a Notice of Intent to adopt the East Contra Costa Subbasin Groundwater Sustainability Plan.

REPORTS / DIRECTOR COMMENTS

CLOSED SESSION

6. Conference with General Counsel – Anticipated Litigation pursuant to Paragraph (2) or (3) of Subdivision (d) of Government Code Section 54956.9 – 1 potential case.

OPEN SESSION

Report from Closed Session, if any, as required by Government Code Section 54957.1.

ADJOURNMENT

RUSSELL KAGEHIRO
President
Division V

TIM MAGGIORE
Vice President
Division III

LARRY ENOS, JR
Director
Division I

MARK MAGGIORE
Director
Division II



CHARLES TUSO
Director
Division V

TOM PEREIRA
Director
Division VI

JACK ALVAREZ
Director
Division VII

RICK GILMORE
General Manager
Secretary

MINUTE SUMMARY

Video Conference Board Meeting

Tuesday, May 18, 2021

9:00 AM

Call-in Information:

Meeting ID: Join Zoom Meeting

<https://us02web.zoom.us/j/8458078863>

Meeting ID: 845 807 8863

Call In Number

1-669-900-6833,,8458078863#

The Board of Directors of the Byron-Bethany Irrigation District convened at approximately 9:00 a.m. This meeting was held via teleconference in accordance with the Governor's Executive Order (N-29-20) and the declared State of Emergency as a result of the threat of COVID-19, with President Kagehiro presiding.

CALL TO ORDER – ROLL CALL 9:02 a.m.

CONSENT CALENDAR

The following items are expected to be routine and non-controversial and can be acted on in one consolidated motion as recommended or may be removed from the Consent Calendar and separately considered at the request of any person.

1. Approve Meeting Minute Summary of April 20, 2021
2. Accept Treasurer's Report of April 2021.
3. Approve Check Register of April, 2021.

M/S/C (Pereira/Enos) Vote: (Ayes: Alvarez, Kagehiro, M. Maggiore, T. Maggiore, Pereira, Tusso; Noes: 0; Absent: Enos; Abstain: 0): Adopt Consent Calendar

DISCUSSION/ACTION CALENDAR

4. Consider authorizing the General Manager to execute and issue purchase order to Virginia Transformer Corp. for the purchase of a 69-12.5kV transformer to replace existing ABB transformer at the District's Sub-Station, for a cost of \$205,000, with a 10% change order authority of \$20,500, for a total cost not to exceed \$225,500.

M/S/C (T. Maggiore/Tusso) Vote: (Ayes: Alvarez, Kagehiro, M. Maggiore, T. Maggiore, Pereira, Tusso; Noes: 0; Absent: Enos; Abstain: 0) after much discussion the board approved authoring the General

Manager to issue purchase order to obtain a replacement transformer of existing ABB Transformer at the District's Sub-Station.

CLOSED SESSION, 9:20 a.m.

5. Conference with General Counsel – Existing litigation pursuant to Section 54956.9, subdivision (d):
(A) *Byron-Bethany Irrigation District v. State Water Resources Control Board*, Superior Court of California, County of Santa Clara - Case No. 1-15-CV-285182.
(B) PG&E WDT 3 Rate Case, ER20-2870.
6. Conference with General Counsel – Anticipated Litigation pursuant to Paragraph (2) or (3) of Subdivision (d) of Government Code Section 54956.9 – 2 potential cases.

RETURN TO OPEN SESSION 10:02 a.m.

Report from Closed Session, if any, as required by Government Code Section 54957.1.
Nothing to report.

ADJOURNMENT 10:03 a.m.

Submitted on May 19, 2021

Approved on June 29, 2021

Ms. Kelley Geyer, Deputy Secretary

Mr. Russell Kagehiro, President

ATTENDANCE

Directors Present:

Russell Kagehiro	Division V
Mark Maggiore	Division II
Tim Maggiore	Division III
Charles Tusso	Division V
Tom Pereira	Division VI
Jack Alvarez	Division VII
Larry Enos	Division I

Staff/Consultants/Present:

Rick Gilmore, General Manager
Kelley Geyer, AGM/Director of Admin
Michael Vergara, SSD Law
Alyson Ackermen, SSD Law
Nick Janes, J-COMM, Inc., Public Affairs

RUSSELL KAGEHIRO
President
Division V

TIM MAGGIORE
Vice President
Division III

LARRY ENOS, JR
Director
Division I

MARK MAGGIORE
Director
Division II



AGENDA ITEM NO: 1

CHARLES TUSO
Director
Division V

TOM PEREIRA
Director
Division VI

JACK ALVAREZ
Director
Division VII

RICK GILMORE
General Manager
Secretary

MINUTE SUMMARY

Video Conference Board Meeting

Tuesday, May 18, 2021

9:00 AM

Call-in Information:

Meeting ID: Join Zoom Meeting

<https://us02web.zoom.us/j/8458078863>

Meeting ID: 845 807 8863

Call In Number

1-669-900-6833,,8458078863#

The Board of Directors of the Byron-Bethany Irrigation District convened at approximately 9:00 a.m. This meeting was held via teleconference in accordance with the Governor's Executive Order (N-29-20) and the declared State of Emergency as a result of the threat of COVID-19, with President Kagehiro presiding.

CALL TO ORDER – ROLL CALL 9:11 a.m.

Call to Order/Roll Call.

Consider Corrections to the Agenda of Items, as authorized under Government Code Section 54950 et seq.

Opportunity for Public Comment – Any member of the public may address the Board concerning any matter not on the agenda, but within the Board's jurisdiction. Public comment is limited to no more than three minutes per person.

CLOSED SESSION

1. Conference with General Counsel – Existing litigation pursuant to Section 54956.9, subdivision (d):
(A) *Byron-Bethany Irrigation District v. State Water Resources Control Board*, Superior Court of California, County of Santa Clara - Case No. 1-15-CV-285182.
2. Conference with General Counsel – Anticipated Litigation pursuant to Paragraph (2) or (3) of Subdivision (d) of Government Code Section 54956.9 – 1 potential case.

RETURN TO OPEN SESSION 9:44 a.m.

Report from Closed Session, if any, as required by Government Code Section 54957.1.

Nothing to report.

ADJOURNMENT 9:45 a.m.

Submitted on June 19, 2021

Approved on June 29, 2021

Ms. Kelley Geyer, Deputy Secretary

Mr. Russell Kagehiro, President

ATTENDANCE

Directors Present:

Russell Kagehiro	Division V
Mark Maggiore	Division II
Tim Maggiore	Division III
Charles Tusso	Division V
Tom Pereira	Division VI
Jack Alvarez	Division VII
Larry Enos	Division I

Staff/Consultants/Present:

Rick Gilmore, General Manager
Kelley Geyer, AGM/Director of Admin
Michael Vergara, SSD Law
Alyson Ackermen, SSD Law
Nick Janes, J-COMM, Inc., Public Affairs
Susan Paulsen, Exponent

BYRON BETHANY IRRIGATION DISTRICT
Treasurer's Monthly Report of Investments as of May 2021
Unaudited For Management Purposes Only

Investment	Transfer Account (1010A)	Transfer Account (1010C)	Transfer Account (1010D)	Payroll Account (1011A)	Investment Acct (1003)	Investment Acct (1003A)	Investment Acct (1017)	Petty Cash (1080)	
Institution	CVCB Muni	OVCB Muni	OVCB Liquidity Plus	OVCB Payroll	LAIF	LAIF Construction	Comerica JPMorgan Chase	On-Hand	Total
Interest Rate	0.29%	0.500%	0.500%	0.500%	0.440%	0.440%	1.00%		
Maturity							04/30/29		
Portfolio							1.02%		1.02%
Beginning Balance	\$1,022,407.67	\$855,565.08	\$12,818,400.06	\$0.00	\$1,941,936.51	\$4,913,000.00	\$237,324.18	\$200.00	\$21,788,833.50
Activity	\$0.00	(\$2,735,654.57)	(\$292,157.35)	(\$99,572.60)	\$0.00	\$0.00	\$0.00	(\$60.00)	(\$3,127,444.52)
Deposits	\$254.90	\$2,480,090.49	\$2,251,833.42	\$99,572.60	\$0.00	\$0.00	\$1,175.00	\$0.00	\$4,832,926.41
CLOSING BALANCE	\$1,022,662.57	\$600,001.00	\$14,778,076.13	\$0.00	\$1,941,936.51	\$4,913,000.00	\$238,499.18	\$140.00	\$23,494,315.39
RESERVES								Account Code	Total
The above investments include the following Reserves:									
Insurance/SIR Reserve								GL 3103	\$105,000.00
Rolling Stock Replacement Reserve								GL 3105	\$100,000.00
Construction Equipment Replacement Reserve								GL 3106	\$100,000.00
Groundwater Management Program								GL 3107	\$200,000.00
OME & GA Reserve								GL 3110	\$3,406,249.64
Mountain House Infrastructure Replacement								GL 3123	\$2,000,000.00
CVP Service Area Capital Improvement								GL 3122	\$50,000.00
PERS Contribution Contingency								GL 3117	\$500,000.00
Capital Improvement Plan - Ten year CIP Plan								GL 3102	\$1,476,085.52
Legal Reserve								GL 3100	\$1,000,000.00
2017 Series Debt Payment Reserve								GL 2851	\$1,600,000.00
2018 Revenue Bonds Debt Payment Reserve								GL 2850	\$1,000,000.00
TOTAL RESERVES									\$11,537,335.16
TOTAL CASH									\$23,494,315.39
(Less) Designated Reserves									(\$11,537,335.16)
UNDESIGNATED RESERVES									\$11,956,980.23
* No investments were made pursuant to Subdivision (I) of Section 53601, 53601.1, and Subdivision (I) Section 53635 of the Government Code.									
** All investments were made in accordance with the Treasurer's annual statement of investment policy and Board instruction.									
*** The amounts and maturities of the investments will enable the District to fund its cash flow requirements during the next six months (Gov't Code Sec. 53646 (b) (3)).									

Byron-Bethany Irrigation District
Balance Sheet
May 31, 2021

ASSETS

Current Assets		
Cash-L.A.I.F. State Treasurer	\$	1,941,936.40
Cash-L.A.I.F. Construction		4,913,000.00
CVCB Muni		1,022,662.57
OVCB Muni		503,815.75
Liquidity Plus		14,778,076.13
Comerica		238,499.18
Petty Cash		140.00
Accts Receivable		238,915.01
Accts Receivable - Other		10,942.84
Prepaid Insurance		11,113.39
		<hr/>
Total Current Assets		23,659,101.27
Property and Equipment		
Allowance for Depreciation	(15,822,694.16)	
District Lands	1,837,509.52	
General Properties	17,781,808.92	
CVPSA Distribution System	792,082.88	
Pumping Plant	20,182,374.70	
Telemetry/SCADA	261,167.19	
Office Equipment	144,242.93	
Automotive Equipment	1,646,515.00	
General Tools & Equipment	1,538,003.97	
PL 984 Project	2,166,723.17	
Mariposa Energy Plant	4,716,153.80	
Work in Progress	2,461,126.72	
		<hr/>
Total Property and Equipment		37,705,014.64
Other Assets		
		<hr/>
Total Other Assets		0.00
		<hr/>
Total Assets	\$	<u><u>61,364,115.91</u></u>

LIABILITIES AND CAPITAL

Current Liabilities		
Accounts Payable	\$	90,099.92
Health Insurance Payable		(7,503.54)
Deferred Comp - Payable		10,575.00
Accrued Vacation		75,393.49
Dental Insurance Payable		35.61
Developer Security Deposit		45,000.00
Net Pension Liability		597,819.00
Deferred Inflows		109,085.00
Deferred Outflows		(159,428.00)
Deferred Outflows Contribution		(56,329.00)
Net OPEB Liability/Asset		(213,572.00)
Deferred Outflows (OPEB)		113,913.00
		<hr/>
Total Current Liabilities		605,088.48

Byron-Bethany Irrigation District
Balance Sheet
May 31, 2021

Long-Term Liabilities		
2018 Enterprise Revenue Bond	4,480,000.00	
2017 Revenue Refi Bond	1,719,000.00	
2021 Enterprise Revenue Bond	4,500,000.00	
Total Long-Term Liabilities		10,699,000.00
Total Liabilities		11,304,088.48
Capital		
Retained Earnings	34,585,479.93	
Legal Reserve	1,000,000.00	
10 Year CIP Reserve	1,476,085.52	
Insurance/SIR Reserve	105,000.00	
Rolling Stock Replacement Res.	100,000.00	
Construction Equipment Replace	100,000.00	
Groundwater Mgmt Program Res	200,000.00	
SLDMWA-DHCCP Reserve	1,000,000.00	
Op & Maint, Eng. & Gen. Admin.	2,933,249.64	
PERS Contribution Contingency	500,000.00	
CVPSA Capital Improve Reserve	50,000.00	
RWSAInfrastructure Replacement	2,000,000.00	
2017 Series Debt Payment Reser	1,600,000.00	
2018 Revenue Bonds Debt Pmt Re	1,000,000.00	
Net Income	3,410,212.34	
Total Capital		50,060,027.43
Total Liabilities & Capital	\$	61,364,115.91

Byron-Bethany Irrigation District
Income Statement
Compared with Budget
For the Five Months Ending May 31, 2021

	Current Month Actual	Year to Date Actual	Year to Date Budget
Revenues			
CVPSA Allocation Exceedance	\$ 0.00	\$ 84,730.13	\$ 0.00
Construction Water	2,863.00	12,032.00	3,500.00
Out of District Water Sale	0.00	1,658,479.00	0.00
Mountain House Water	61,373.12	242,517.13	850,000.00
BOR AG	0.00	4,166.64	0.00
BOR M/I	778.05	15,068.27	0.00
CVPIA Restoration (M&I)	0.00	11,715.23	0.00
CVPIA Restoration (Ag)	0.00	13,434.83	0.00
SLDMWA O&M	294.53	21,669.65	0.00
SLDMWA Upper DMC Pump In	0.00	4,378.35	0.00
BBID Pump In Charge	4,500.00	59,047.50	0.00
Byron Ag Service Area	96,981.30	159,909.32	600,000.00
Byron M&I Service Area	0.00	0.00	6,500.00
Bethany Ag Service Area	43,070.95	60,451.95	305,000.00
Bethany M&I Service Area (MEP)	1,813.43	9,401.79	22,000.00
USBR Trinity PUD Assessment	0.00	376.48	0.00
West Side Ag Service Area WSSA	158,908.25	194,102.80	935,000.00
Encroachment Permit Fee	1,500.00	2,000.00	0.00
Gas Tax Refund	0.00	2,084.90	2,084.90
Administration Costs - Fees	2,025.00	2,850.00	500.00
Annexation Fees	0.00	95,207.04	86,207.04
Interest on Bank Accounts	7,628.39	35,484.78	150,000.00
Stand-by Revenue	0.00	82,686.36	82,566.36
WSSA Stand-by Revenue	0.00	138,871.25	138,527.00
Sale of Fixed Assets	0.00	2,750.00	0.00
CVPSA Ag O&M Charge	0.00	19,544.61	20,000.00
CVPSA M & I O&M Charge	0.00	161,397.96	160,000.00
CVPSA M/I with AG Alloc Charge	0.00	12,213.09	10,000.00
Alameda Property Tax Revenue	4,962.38	130,655.55	330,000.00
Contra Costa Property Tax Rev	0.00	147,332.72	390,000.00
San Joaquin 46701 Zn2 Prop Tax	1,898,129.56	2,188,019.15	4,182,251.00
San Joaquin 47101 Zn3 Prop Tax	35,582.07	43,691.24	65,000.00
Reimburse SLDMWA Assess	323.10	23,823.73	0.00
PG&E Power(CVPSA)Reimbursed	0.00	5,911.05	75,000.00
O&M Labor Recovery	9,373.25	30,322.92	50,000.00
Equipment Use Recovery	400.00	4,150.00	2,500.00
O & M Materials Recovery	2,069.47	3,138.72	30,000.00
Drainage Fees WSSA	0.00	35,057.46	36,000.00
Engineering Recovery	0.00	55,495.00	55,495.00
Admin Labor Recovery	990.00	3,960.00	11,880.00
JPIA Refunds	0.00	44,069.69	0.00
Reimburse Director's Benefit	0.00	10,773.76	0.00
Legal Cost Recovery	0.00	100,000.00	0.00
Rental Unit	560.00	3,080.00	7,280.00
Agricultural Leases	0.00	0.00	7,125.00

	Current Month Actual	Year to Date Actual	Year to Date Budget
Other Income	0.00	988.50	0.00
Total Revenues	2,334,125.85	5,937,040.55	8,614,416.30
Cost of Sales			
Total Cost of Sales	0.00	0.00	0.00
Gross Profit	2,334,125.85	5,937,040.55	8,614,416.30
Expenses			
BOR AG	62,644.67	(51,584.07)	0.00
BOR M/I	138.32	2,692.43	0.00
CVPSA Restoration (M&I)	88.92	2,689.83	0.00
CVPSA Restoration (Ag)	10,365.63	13,754.18	0.00
SLDMWA O&M	11,322.85	508,550.03	0.00
SLDMWA OM WSSA	0.00	3,532.99	0.00
CVP Water Transfers	0.00	6,728.00	0.00
USBR Trinity PUD Assess REIMB	140.55	191.19	0.00
Bond Issuance Cost Expense	0.00	81,175.00	0.00
O&M Auto & General Liability	1,580.00	7,900.00	19,320.00
Transformer Maintenance	0.00	13,850.00	3,000.00
Maintenance Trans. Lines/Poles	0.00	0.00	20,000.00
Pump Control Panels	0.00	0.00	3,500.00
Sub-Station	0.00	0.00	3,500.00
SLDMWA Membership Assessment	0.00	20,726.00	80,000.00
Electrical Engineering Services	0.00	0.00	3,000.00
SWRCB User Fee (CVPSA)	0.00	0.00	35,000.00
Supplemental Water Purchase	0.00	50,562.13	100,000.00
Pump/Motor Maintenance	0.00	3,760.00	10,000.00
Pump/Motor Maintenance (CVPSA)	0.00	426.00	2,500.00
Pump/Motor Maintenance (RWSA1)	0.00	0.00	2,500.00
Pump Motor Maintenance WSSA	0.00	9,160.89	10,000.00
Pump/Motor Lube	0.00	0.00	1,500.00
SCADA/Telemetry-Auto Control	7,948.63	17,677.73	75,000.00
Motor Control Maintenance	0.00	0.00	15,000.00
Motor Control Maint. (CVPSA)	0.00	0.00	5,000.00
Motor Control Maint. (RWSA1)	0.00	0.00	5,000.00
PWRPA ASA Power	47,272.85	108,876.02	436,000.00
PWRPA P3	1,347.28	3,102.97	5,000.00
PG&E Power	9,614.21	18,331.50	60,000.00
PG&E Power (CVPSA)	18,181.99	25,444.23	136,000.00
PG&E Power WSSA	244.34	1,312.42	4,000.00
Emergency Generators	4,245.02	11,216.98	10,000.00
WAPA Power	20,205.21	56,952.45	180,000.00
WAPA Restoration	2,996.46	14,982.30	45,000.00
O&M Employee Relations	0.00	0.00	500.00
WWTF Chief Operator	1,690.00	9,165.00	32,000.00
O&M Labor Full Time	45,665.85	246,284.73	782,297.36
O&M Other Compensation	85.25	31,080.54	104,437.88
O&M Health Insurance	7,755.15	64,297.33	201,333.48

	Current Month	Year to Date	Year to Date
	Actual	Actual	Budget
O&M Dental Insurance	218.40	1,716.00	4,867.20
O&M Vision Insurance	129.92	1,020.80	2,895.36
O&M Retirement (PERS)	9,221.97	34,239.02	81,000.00
O&M Worker's Comp	0.00	14,801.44	45,000.00
O&M Medicare	761.18	4,393.42	11,971.16
O&M Social Security	3,254.69	18,785.48	51,187.04
O&M Life Insurance	127.03	874.15	2,971.68
O&M Longevity	438.48	2,446.27	5,800.00
O&M Pesticide	190.92	845.49	2,400.00
O&M Overtime	4,425.00	13,171.40	80,000.00
O&M - Employee Assist Program	16.66	133.28	399.84
Canal Maintenance	0.00	0.00	15,000.00
Station Maintenance	890.00	2,725.27	9,500.00
Station Maintenance WSSA	0.00	1,187.37	2,500.00
Laterals/Structures	0.00	617.02	10,000.00
Laterals/Structures(CVPSA)	0.00	617.02	5,000.00
Material/Hardware/Fasteners	8,754.44	19,582.26	10,000.00
Sub laterals/Pipelines	0.00	776.91	10,000.00
Canal Gate Maintenance	0.00	1,117.08	8,000.00
Canal Gate Maintenance (CVPSA)	0.00	0.00	2,000.00
Canal Gate Maintenance (WSSA)	0.00	515.65	25,000.00
Surface Drains	0.00	0.00	12,000.00
Tile Drains	0.00	0.00	5,000.00
Canal Crossings	0.00	0.00	2,000.00
Communications	563.78	5,857.53	25,000.00
Communications WSSA	464.73	2,331.70	8,000.00
Small Tools & Equipment	0.00	31.92	12,000.00
Building Maintenance	48.92	48.92	5,000.00
Grounds Maintenance	3,305.25	8,582.91	19,000.00
Fire System	0.00	859.92	9,000.00
Security System	0.00	447.00	6,500.00
HVAC Service Supplies	408.87	408.87	8,500.00
Janitorial Services/Supply	1,309.01	5,267.06	20,000.00
Pest Management	219.85	683.85	1,800.00
Grounds Maintenance WSSA	80.00	400.00	1,000.00
Janitorial Serv/Supply WSSA	414.59	802.26	3,000.00
Uniforms/Clothing Allowance	455.65	2,751.78	10,750.00
Shop Supplies	222.63	1,110.97	6,500.00
Welding Shop & Supplies	587.71	1,359.73	5,000.00
Meter Shop	0.00	0.00	1,000.00
Vehicle Maintenance	4,464.52	21,067.03	25,000.00
Equipment Maint.	302.70	3,634.80	20,000.00
Fuel/Lube/Oil/Tires	17,068.06	46,931.51	115,000.00
MileageReimbursement	0.00	179.74	1,000.00
Waste Oil Disposal	0.00	375.00	900.00
Canal Fences	0.00	0.00	2,500.00
Rodent Control	0.00	0.00	2,000.00
Right of Way Weed Control	0.00	5,621.09	40,000.00
Weed Burning	0.00	187.36	4,000.00
Aquatic Weed Control	1,117.46	91,222.51	270,000.00
Road Maint. & Right of Way	0.00	0.00	5,000.00

	Current Month	Year to Date	Year to Date
	Actual	Actual	Budget
Water Quality Testing	0.00	0.00	5,000.00
Flow Meter Repairs	0.00	4,676.50	5,000.00
Flow Meter Repairs(CVPSA)	0.00	0.00	1,000.00
Safety Supplies/Equipment	0.00	6,122.80	12,000.00
Worker Safety Training	0.00	1,675.00	4,500.00
Physical Exams	0.00	0.00	3,000.00
Engineering	10,874.35	27,688.95	215,000.00
GSA Implementation	7,352.39	26,475.63	70,000.00
O&M Continuing Education	0.00	0.00	1,500.00
Permits/Licenses(CVPSA)	0.00	0.00	1,000.00
Propane Facilities	0.00	2,081.33	3,000.00
Refuse/Disposal	0.00	2,004.30	5,500.00
Bottled Water Service	355.52	1,636.89	4,500.00
General Manager	20,765.44	114,209.92	283,448.17
Admin Support Staff	12,291.91	60,443.21	186,131.71
Director of Business Admin	9,800.30	53,901.65	131,226.02
Admin Other Compensation	621.64	28,533.79	78,956.58
Admin Health Insurance	5,521.73	27,608.65	66,260.76
Admin Dental Insurance	156.00	780.00	1,872.00
Admin Vision Insurance	92.80	464.00	11,133.60
Admin Retirement (PERS)	8,860.33	32,415.95	64,000.00
Admin Worker's Comp	0.00	1,817.62	5,000.00
Admin Social Security	2,720.05	16,198.00	33,000.00
Admin Medicare	636.14	3,788.19	8,787.81
Admin Life Insurance	150.56	748.80	1,854.72
Admin Longevity	300.02	1,580.87	4,050.00
Admin Pesticide	92.30	507.65	1,200.00
Admin Employee Relations	0.00	0.00	400.00
State Unemployment Insurance	0.00	2,177.40	4,000.00
FUTA Tax	0.00	768.51	800.00
Office Supplies	287.03	990.41	10,000.00
Payroll Services	376.31	2,618.99	5,500.00
Postage	0.00	494.43	2,000.00
Printing, Forms, Maps, Etc	0.00	129.82	3,000.00
Printing (Legal)	0.00	0.00	800.00
WSSA Utilities	701.71	1,817.23	5,400.00
DHQ Telephone	882.28	4,305.88	12,000.00
Bank Fees	0.00	0.00	1,000.00
Trustee Fees	0.00	0.00	1,500.00
Dir -Employee Assist Program	11.90	59.50	225.00
Admin-Employee Assist Program	11.90	59.50	250.00
Admin Auto & Liability Program	1,053.33	5,266.65	13,079.97
Property Insurance	2,495.97	12,479.85	32,375.82
Business Systems Services	883.18	4,314.87	12,500.00
Pension Fund - 401A	0.00	4,950.00	19,800.00
OPEB	0.00	0.00	100,000.00
Retiree's Health Insurance	11,364.92	64,385.18	138,701.28
State Emp. Training Tax	0.00	128.09	150.00
Director's Fees/ Expenses	0.00	2,115.98	15,000.00
Director's Benefits	14,462.34	71,270.78	173,690.88
District Officials'	982.71	4,130.92	30,000.00

	Current Month	Year to Date	Year to Date
	Actual	Actual	Budget
Legal Services	25,285.54	104,365.15	500,000.00
CVPSA - Legal	8,490.28	43,190.56	200,000.00
Legal-Development Services	0.00	1,542.00	0.00
Auditing	0.00	0.00	20,000.00
Actuarial Services	0.00	8,000.00	8,000.00
Election	0.00	300.00	2,500.00
Record Retention	0.00	0.00	250.00
Rental Unit	0.00	2,077.12	1,500.00
Permits, Dues & Subscriptions	6,215.00	21,440.00	50,000.00
Permits, Dues & Subs WSSA	0.00	2,553.39	2,000.00
Admin. Continuing Education	0.00	0.00	500.00
Recording Fees	0.00	0.00	250.00
Interest Expense	0.00	105,193.69	235,140.75
Hardware/Software	82.72	2,385.02	17,000.00
Hardware/Software WSSA	0.00	390.00	2,000.00
Public Outreach	4,900.00	24,500.00	58,000.00
Website	2,100.00	10,500.00	25,400.00
HR Consulting	0.00	0.00	4,000.00
Total Expenses	474,174.20	2,526,828.21	6,338,966.07
Net Income	\$ 1,859,951.65	\$ 3,410,212.34	\$ 2,275,450.23

Byron-Bethany Irrigation District
Account Reconciliation
As of May 31, 2021
1010A - CVCB Muni
Bank Statement Date: May 31, 2021

Filter Criteria includes: Report is printed in Detail Format.

Beginning GL Balance	1,022,407.67
Add: Cash Receipts	
Less: Cash Disbursements	
Add (Less) Other	254.90
Ending GL Balance	1,022,662.57
Ending Bank Balance	1,022,662.57
Add back deposits in transit	
Total deposits in transit	
(Less) outstanding checks	
Total outstanding checks	
Add (Less) Other	
Total other	
Unreconciled difference	0.00
Ending GL Balance	1,022,662.57

Central Valley Community Bank



BYRON BETHANY IRRIGATION DISTRICT
7995 BRUNS RD
BYRON CA 94514-1625

5-31-21

XX
Page 1

Account Number

LODI OFFICE
(559)298-1775 24-Hour BankLine (559) 297-6638
Out of Local area (866) 455-6638

Protecting your business and personal identity
requires ongoing education to prevent the negative impact
created by identity thieves.
Central Valley Community Bank provides resources
and helpful tips on protecting your identity.
Please visit www.cvcb.com for more information.

ACCOUNT NUMBER SPECIAL MONEY MARKET CHECKING

ACCOUNT SUMMARY

Previous Balance	4-30-21	1,022,407.67
+ Deposits/Credits		.00
- Checks/Debits		.00
- Service Charge		.00
+ Interest Paid		254.90
Current Balance	5-31-21	1,022,662.57

CREDIT ACTIVITY AND OTHER DEBITS

Date	Tracer	Description	Amount
5-28	999	INTEREST PAYMENT	254.90

INTEREST SUMMARY

Interest Earned From	5/01/21 Through	5/31/21
Days in Statement Period		31
Interest Earned		254.90
Annual Percentage Yield Earned		.29 %
Interest Paid this Year		1,335.42
Interest Withheld this Year		.00

* - - - - - OVERDRAFT CHARGES/REFUNDS SUMMARY - - - - - *			
Total returned item fees	This Cycle		YTD
Total overdraft fees	.00		.00
Total fees charged	.00		.00

Refund of returned check fees	This Cycle		YTD
Refund of paid check fees	.00		.00
Total fees refunded	.00		.00

Continued on Next Page

Byron-Bethany Irrigation District
Account Reconciliation
As of May 31, 2021
1010C - OVCB Muni
Bank Statement Date: May 31, 2021

Filter Criteria includes: Report is printed in Detail Format.

Beginning GL Balance		843,484.26
Add: Cash Receipts		2,177,079.56
Less: Cash Disbursements		(433,874.97)
Add (Less) Other		(2,082,873.10)
Ending GL Balance		503,815.75
Ending Bank Balance		600,001.00
Add back deposits in transit		
Total deposits in transit		
(Less) outstanding checks		
	May 7, 2021	43544 (12,969.21)
	May 17, 2021	43568 (9,697.95)
	May 18, 2021	43571 (1,307.90)
	May 18, 2021	43573 (11,996.60)
	May 18, 2021	43574 (13,234.83)
	May 18, 2021	43575 (2,482.16)
	May 18, 2021	43576 (33,761.50)
	May 18, 2021	43577 (1,022.12)
	May 18, 2021	43578 (9,432.43)
	May 18, 2021	43579 (126.75)
	May 18, 2021	43580 (13.80)
	May 18, 2021	43581 (80.00)
	May 18, 2021	43582 (60.00)
Total outstanding checks		(96,185.25)
Add (Less) Other		
Total other		
Unreconciled difference		0.00
Ending GL Balance		503,815.75



OAK VALLEY COMMUNITY BANK
TRACY
1034 NORTH CENTRAL AVE.
TRACY CA 95376
(209) 834-3340

BYRON BETHANY IRRIGATION DISTRICT
MUNI ACCOUNT
7995 BRUNS ROAD
BYRON CA 94514-1625

ACCOUNT NUMBER:
STATEMENT DATE: 5/28/21
PAGE: 1 OF 3

WEB SITE: www.ovcb.com
www.escbank.com
TOLL FREE NUMBER: 866-844-7500

ECONOMY CHECKING-PUBLIC

BYRON BETHANY IRRIGATION DISTRICT
MUNI ACCOUNT

Acct

Beginning Balance	5/01/21	855,565.08	
Deposits / Misc Credits	21	2,480,090.49	
Withdrawals / Misc Debits	98	2,735,654.57	
** Ending Balance	5/31/21	600,001.00	**
Service Charge		.00	

Enclosures 79

DEPOSITS/CREDITS

Date	Deposits	Withdrawals	Activity Description
5/03	1,816,272.49		DEPOSIT
5/06	1,180.30		Trnsfr from Checking Acct Ending in 0095
5/07	2,718.51		Trnsfr from Checking Acct Ending in 0095
5/10	3,195.46		Trnsfr from Checking Acct Ending in 0095
5/11	35,738.85		Trnsfr from Checking Acct Ending in 0095
5/12	53,762.09		DEPOSIT
5/12	2,996.46		Trnsfr from Checking Acct Ending in 0095
5/14	19,117.37		Trnsfr from Checking Acct Ending in 0095
5/17	24,156.52		Trnsfr from Checking Acct Ending in 0095
5/18	91,677.72		DEPOSIT
5/18	53,580.50		Trnsfr from Checking Acct Ending in 0095
5/19	21,180.46		Trnsfr from Checking Acct Ending in 0095
5/20	15,395.77		Trnsfr from Checking Acct Ending in 0095
5/21	56,960.23		DEPOSIT
5/21	40,073.85		Trnsfr from Checking Acct Ending in 0095
5/25	31,944.82		Trnsfr from Checking Acct Ending in 0095
5/26	1,051.95		Trnsfr from Checking Acct Ending in 0095
5/26	154.07		Rev: CHECK
5/27	159,492.33		DEPOSIT
5/27	39,826.53		Trnsfr from Checking Acct Ending in 0095
5/27	9,614.21		Rev: CHECK

Byron-Bethany Irrigation District
Account Reconciliation
As of May 31, 2021
1010D - Liquidity Plus
Bank Statement Date: May 31, 2021

Filter Criteria includes: Report is printed in Detail Format.

Beginning GL Balance	12,818,400.06
Add: Cash Receipts	
Less: Cash Disbursements	
Add (Less) Other	<u>1,959,676.07</u>
Ending GL Balance	<u>14,778,076.13</u>
Ending Bank Balance	14,778,076.13
Add back deposits in transit	<u> </u>
Total deposits in transit	
(Less) outstanding checks	<u> </u>
Total outstanding checks	
Add (Less) Other	<u> </u>
Total other	
Unreconciled difference	<u>0.00</u>
Ending GL Balance	<u>14,778,076.13</u>



OAK VALLEY COMMUNITY BANK
TRACY
1034 NORTH CENTRAL AVE.
TRACY CA 95376
(209) 834-3340

BYRON BETHANY IRRIGATION DISTRICT
7995 BRUNS ROAD
BYRON CA 94514-1625

ACCOUNT NUMBER:
STATEMENT DATE: 5/28/21
PAGE: 1 OF 2

WEB SITE: www.ovcb.com
www.escbank.com
TOLL FREE NUMBER: 866-844-7500

OAK TREE CHECKING-PUBLIC BYRON BETHANY IRRIGATION DISTRICT Acct

Beginning Balance	5/01/21	12,818,400.06	
Deposits / Misc Credits	6	2,251,833.42	
Withdrawals / Misc Debits	14	292,157.35	
** Ending Balance	5/31/21	14,778,076.13	**
Service Charge		.00	
Interest Paid Thru 5/31/21		6,198.49	
Interest Paid Year To Date		24,012.52	
Minimum Balance		13,052,836	

DEPOSITS/CREDITS

Date	Deposits	Withdrawals	Activity Description
5/03	234,436.78		Trnsfr from Checking Acct Ending in 0060
5/04	1,814,772.49		Trnsfr from Checking Acct Ending in 0060
5/13	13,014.19		Trnsfr from Checking Acct Ending in 0060
5/24	50,097.48		Trnsfr from Checking Acct Ending in 0060
5/28	133,313.99		Trnsfr from Checking Acct Ending in 0060
5/28	6,198.49		INTEREST EARNED

OTHER WITHDRAWALS/DEBITS

Date	Deposits	Withdrawals	Activity Description
5/06		1,180.30	Trnsfr to Checking Acct Ending in 0060
5/07		2,718.51	Trnsfr to Checking Acct Ending in 0060
5/10		3,195.46	Trnsfr to Checking Acct Ending in 0060
5/11		35,738.85	Trnsfr to Checking Acct Ending in 0060
5/12		2,996.46	Trnsfr to Checking Acct Ending in 0060
5/14		19,117.37	Trnsfr to Checking Acct Ending in 0060
5/17		24,156.52	Trnsfr to Checking Acct Ending in 0060
5/18		53,580.50	Trnsfr to Checking Acct Ending in 0060
5/19		21,180.46	Trnsfr to Checking Acct Ending in 0060
5/20		15,395.77	Trnsfr to Checking Acct Ending in 0060
5/21		40,073.85	Trnsfr to Checking Acct Ending in 0060
5/25		31,944.82	Trnsfr to Checking Acct Ending in 0060

Byron-Bethany Irrigation District
Account Reconciliation
As of May 31, 2021
1011A - OVCB Payroll
Bank Statement Date: May 31, 2021

Filter Criteria includes: Report is printed in Detail Format.

Beginning GL Balance

Add: Cash Receipts

Less: Cash Disbursements

Add (Less) Other

Ending GL Balance

Ending Bank Balance

Add back deposits in transit

Total deposits in transit

(Less) outstanding checks

Total outstanding checks

Add (Less) Other

Total other

Unreconciled difference

0.00

Ending GL Balance



OAK VALLEY COMMUNITY BANK
TRACY
1034 NORTH CENTRAL AVE.
TRACY CA 95376
(209) 834-3340

BYRON BETHANY IRRIGATION DISTRICT
PAYROLL ACCOUNT
7995 BRUNS ROAD
BYRON CA 94514-1625

ACCOUNT NUMBER:
STATEMENT DATE: 5/28/21^b
PAGE: 1 OF 2

WEB SITE: www.ovcb.com
www.escbank.com

TOLL FREE NUMBER: 866-844-7500

ECONOMY CHECKING-PUBLIC

BYRON BETHANY IRRIGATION DISTRICT
PAYROLL ACCOUNT

Acct

Beginning Balance	5/01/21	.00	
Deposits / Misc Credits	5	99,572.60	
Withdrawals / Misc Debits	9	99,572.60	
** Ending Balance	5/31/21	.00	**
Service Charge		.00	

DEPOSITS/CREDITS

Date	Deposits	Withdrawals	Activity Description
5/13	34,351.01		Trnsfr from Checking Acct Ending in 0060
5/14	18,320.17		Trnsfr from Checking Acct Ending in 0060
5/20	59.81		Trnsfr from Checking Acct Ending in 0060
5/27	30,126.80		Trnsfr from Checking Acct Ending in 0060
5/28	16,714.81		Trnsfr from Checking Acct Ending in 0060

OTHER WITHDRAWALS/DEBITS

Date	Deposits	Withdrawals	Activity Description
5/13		290.29	PAYCHEX CGS/GARNISH
5/13		34,060.72	PAYCHEX-RCX/PAYROLL
5/14		163.10	PAYCHEX EIB/INVOICE
5/14		18,157.07	PAYCHEX TPS/TAXES
5/20		59.81	PAYCHEX-OAB/INVOICE
5/27		290.29	PAYCHEX CGS/GARNISH
5/27		29,836.51	PAYCHEX - RCX/PAYROLL
5/28		153.40	PAYCHEX EIB/INVOICE
5/28		16,561.41	PAYCHEX TPS/TAXES

DAILY BALANCE SUMMARY

Date	Balance	Date	Balance	Date	Balance
5/13	.00	5/14	.00	5/20	.00

Byron-Bethany Irrigation District
Account Reconciliation
As of May 31, 2021
1003 - Cash-L.A.I.F. State Treasurer
Bank Statement Date: May 31, 2021

Filter Criteria includes: Report is printed in Detail Format.

Beginning GL Balance	1,941,936.40
Add: Cash Receipts	
Less: Cash Disbursements	
Add (Less) Other	
Ending GL Balance	<u>1,941,936.40</u>
Ending Bank Balance	<u>1,941,936.40</u>
Add back deposits in transit	
Total deposits in transit	
(Less) outstanding checks	
Total outstanding checks	
Add (Less) Other	
Total other	
Unreconciled difference	<u>0.00</u>
Ending GL Balance	<u>1,941,936.40</u>

Byron-Bethany Irrigation District
Account Reconciliation
As of May 31, 2021
1003A - Cash-L.A.I.F. Construction
Bank Statement Date: May 31, 2021

Filter Criteria includes: Report is printed in Detail Format.

Beginning GL Balance	4,913,000.00
Add: Cash Receipts	
Less: Cash Disbursements	
Add (Less) Other	
Ending GL Balance	<u>4,913,000.00</u>
Ending Bank Balance	<u>4,913,000.00</u>
Add back deposits in transit	
Total deposits in transit	
(Less) outstanding checks	
Total outstanding checks	
Add (Less) Other	
Total other	
Unreconciled difference	<u>0.00</u>
Ending GL Balance	<u>4,913,000.00</u>



BETTY T. YEE

California State Controller

**LOCAL AGENCY INVESTMENT FUND
REMITTANCE ADVICE**

Agency Name BYRON-BETHANY IRRIGATION DIST

Account Number

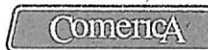
As of 04/15/2021, your Local Agency Investment Fund account has been directly credited with the interest earned on your deposits for the quarter ending 03/31/2021.

Earnings Ratio		.00001214175683392
Interest Rate		0.44%
Dollar Day Total	\$	616,119,671.40
Quarter End Principal Balance	\$	6,847,455.62
Quarterly Interest Earned	\$	7,480.78

Byron-Bethany Irrigation District
Account Reconciliation
As of May 31, 2021
1017 - Comerica
Bank Statement Date: May 31, 2021

Filter Criteria includes: Report is printed in Detail Format.

Beginning GL Balance	237,324.18
Add: Cash Receipts	
Less: Cash Disbursements	
Add (Less) Other	<u>1,175.00</u>
Ending GL Balance	<u>238,499.18</u>
Ending Bank Balance	238,499.18
Add back deposits in transit	<u> </u>
Total deposits in transit	
(Less) outstanding checks	<u> </u>
Total outstanding checks	
Add (Less) Other	<u> </u>
Total other	
Unreconciled difference	<u>0.00</u>
Ending GL Balance	<u><u>238,499.18</u></u>



Wealth Management

Comerica Securities, Inc.
Member FINRA/SIPC

Comerica Securities, Inc.
411 West Lafayette
Mail Code 3137
Detroit, MI 48226
Phone: 800.232.6983

* 0197729 02 AV 0.395 02 TR 01042 X107PD18 000000

BYRON-BETHANY ID
RICK GILMORE
7995 BRUNS RD
BYRON CA 94514-1625



Your Financial Consultant:

Theut/Rademacher
(800) 327-7058

RECEIVED

JUN 07 2021

Byron-Bethany
Irrigation District
May 1, 2021 - May 31, 2021
Account Number:

Brokerage Account Statement

Portfolio at a Glance

	This Period	Year-to-Date
BEGINNING ACCOUNT VALUE	\$237,324.18	\$493,160.24
Net Cash Deposits and Withdrawals	0.00	-257,317.12
Adjusted Previous Account Value	237,324.18	235,843.12
Dividends, Interest and Other Income	0.00	5,413.56
Net Change in Portfolio¹	1,175.00	-2,757.50
ENDING ACCOUNT VALUE	\$238,499.18	\$238,499.18
Accrued Interest	\$212.33	
Estimated Annual Income	\$2,500.00	

¹ Net Change in Portfolio is the difference between the ending account value and beginning account value after activity.

Asset Summary

Percent	Asset Type	Prior Year-End	Last Period	This Period
1%	Cash, Money Funds, and Bank Deposits	3,402.74	1,499.18	1,499.18
99%	Fixed Income	489,757.50	235,825.00	237,000.00
100%	Account Total	\$493,160.24	\$237,324.18	\$238,499.18

Please review your allocation periodically with your Financial Consultant.

Additional Information

Description	This Period	Year-to-Date
Principal Payments	\$0.00	\$250,000.00

Summary of Gains and Losses

	Realized This Period	Realized Year-to-Date	Unrealized
Long-Term Gain/Loss	0.00	0.00	-13,000.00
Net Gain/Loss	0.00	0.00	-13,000.00

This summary excludes transactions where cost basis information is not available.



Byron-Bethany Irrigation District
Account Reconciliation
As of May 31, 2021
1080 - Petty Cash
Bank Statement Date: May 31, 2021

Filter Criteria includes: Report is printed in Detail Format.

Beginning GL Balance	200.00
Add: Cash Receipts	
Less: Cash Disbursements	
Add (Less) Other	(60.00)
Ending GL Balance	140.00
Ending Bank Balance	140.00
Add back deposits in transit	
Total deposits in transit	
(Less) outstanding checks	
Total outstanding checks	
Add (Less) Other	
Total other	
Unreconciled difference	0.00
Ending GL Balance	140.00

Byron Bethany Irrigation District

Petty Cash Reconciliation

Beg. Balance
\$200.00

Date	Description	Debit	Credit	GL	Running Balance
05/01/2021	Gasoline - Unit #67		60.00	4386	\$140.00
					\$140.00

Currency on Hand		Quantity	Total
\$0.01	x	15	0.15
\$0.05	x	52	2.60
\$0.10	x	60	6.00
\$0.25	x	21	5.25
\$1.00	x	6	6.00
\$2.00	x		-
\$5.00	x	2	10.00
\$10.00	x	1	10.00
\$20.00	x		-
\$50.00	x		-
\$100.00	x	1	100.00
Total Cash on Hand			140.00

Prepared By: Julia Gavrilenko

Checked By: Ilona Lament

Date: 05/28/2021

Approved By:

Date:

JG *Ilona Lament*
6/1/21

Byron-Bethany Irrigation District
Check Register
For the Period From May 1, 2021 to May 31, 2021

Filter Criteria includes: Report order is by Date.

Check #	Date	Payee	Cash Account	Amount
43498	5/3/21	Alhambra Water Service	1010C	254.69
43499	5/3/21	Booth Electric	1010C	450.00
43500	5/3/21	Brentwood Ace Hardware	1010C	59.65
43501	5/3/21	DOI - BOR - Region: Mid Pacific	1010C	15,832.32
43502	5/3/21	Cintas Corporation #922	1010C	139.62
43503	5/3/21	City of Tracy	1010C	143.75
43504	5/3/21	Don Pedro Pump	1010C	1,733.39
43505	5/3/21	Equipco Sales and Service	1010C	113.15
43506	5/3/21	Home Depot Credit Services	1010C	406.17
43507	5/3/21	Laurina Rocha	1010C	100.00
43508	5/3/21	Ramos Oil Co., Inc.	1010C	2,533.18
43509	5/3/21	Rossana Talavera	1010C	750.00
43510	5/3/21	Tom Costa	1010C	165.00
43511	5/3/21	Underground Service Alert / Northern CA	1010C	967.96
43512	5/3/21	Western Area Power Administration	1010C	2,996.46
43513	5/3/21	DOI - BOR - Region: Mid Pacific	1010C	9,143.73
43514	5/3/21	Cyber Security Source	1010C	325.45
43515	5/3/21	CATD Exchange Services	1010C	1,458.48
43516	5/3/21	McCauley Ag Services	1010C	76.00
43517	5/3/21	Pacific Gas & Electric WSSA	1010C	164.30
43518	5/3/21	DOI - BOR - Region: Mid Pacific	1010C	1,001.61
43519	5/3/21	Asbury Environmental Services	1010C	160.00
43520	5/3/21	DOI - BOR - Region: Mid Pacific	1010C	8,027.80
43521	5/3/21	Cintas Corporation #922	1010C	130.66
43522	5/3/21	Condor Earth Technologies Inc	1010C	53.75
43523	5/3/21	Fruit Growers Laboratory Inc.	1010C	248.00
43524	5/3/21	G & L Irrigation and Farm Supply	1010C	377.03
43525	5/3/21	Central Valley Motor Parts, Inc.	1010C	107.63
43526	5/3/21	Ray Morgan Company	1010C	69.59
43527	5/3/21	Towne Communications, Inc.	1010C	125.68
43528	5/5/21	AT&T Land Line	1010C	884.16
43529	5/5/21	California Welding Supply	1010C	184.80

Byron-Bethany Irrigation District
Check Register
For the Period From May 1, 2021 to May 31, 2021

Filter Criteria includes: Report order is by Date.

Check #	Date	Payee	Cash Account	Amount
43530	5/5/21	Comcast	1010C	116.82
43531	5/5/21	Cardmember Service	1010C	706.88
43532	5/5/21	DIRECTV	1010C	74.99
43533	5/5/21	Foley & Lardner LLP	1010C	147.00
43534	5/5/21	CATD Exchange Services	1010C	5,436.37
43535	5/5/21	J-COMM Inc	1010C	7,000.00
43536	5/5/21	M&L Trucking	1010C	1,347.77
43537	5/5/21	Reonix Technologies	1010C	300.00
43538	5/5/21	Jeremey Montoya	1010C	68.28
43539	5/6/21	Ramos Oil Co., Inc.	1010C	3,318.18
43540	5/6/21	Cintas Corporation #922	1010C	130.66
43541	5/6/21	Don Pedro Pump	1010C	426.00
43542	5/7/21	Campora Propane Service	1010C	639.37
43543	5/7/21	Chase Card Services	1010C	5,651.45
43544	5/7/21	Western Area Power Administration	1010C	12,969.21
43545	5/11/21	Brentwood Ace Hardware	1010C	131.79
43546	5/11/21	City of Brentwood	1010C	7,352.39
43547	5/11/21	CoreLogic Solutions, LLC	1010C	297.00
43548	5/11/21	Paul E. Vaz Trucking, Inc.	1010C	2,313.16
43549	5/11/21	Pacific Gas & Electric 4120	1010C	18,181.99
43550	5/11/21	Schneider Electric Systems USA, Inc.	1010C	7,648.63
43551	5/11/21	Tully & Young, Inc.	1010C	600.00
43552	5/12/21	Bay Area Air Quality Management Dist.	1010C	239.00
43553	5/12/21	Creative Outdoor Environments, Inc.	1010C	1,050.00
43554	5/12/21	Central Valley Motor Parts, Inc.	1010C	279.95
43555	5/12/21	PWRPA	1010C	48,620.13
43556	5/12/21	ACWA Joint Powers Insurance Authority	1010C	96,676.68
43557	5/13/21	Pacific Gas & Electric WSSA	1010C	85.52
43558	5/13/21	Ramos Oil Co., Inc.	1010C	1,844.66
43559	5/13/21	Somach, Simmons & Dunn	1010C	31,945.82
43560	5/13/21	Tracy Delta Solid Waste Management, Inc	1010C	540.52
43561	5/13/21	Tracy Delta Solid Waste Management, Inc	1010C	34.37

Byron-Bethany Irrigation District
Check Register
For the Period From May 1, 2021 to May 31, 2021

Filter Criteria includes: Report order is by Date.

Check #	Date	Payee	Cash Accoun	Amount
43562	5/13/21	Cintas Corporation #922	1010C	154.07
43563	5/13/21	Mechanical Analysis/Repair, Inc.	1010C	22,636.25
43564	5/13/21	Pacific Gas & Electric 2085	1010C	9,614.21
43565	5/14/21	AT & T Mobility	1010C	189.60
43566	5/14/21	Don Pedro Pump	1010C	2,183.45
43567	5/17/21	Fruit Growers Laboratory Inc.	1010C	248.00
43568	5/17/21	Hazen & Sawyer	1010C	9,697.95
43569	5/17/21	Wells Fargo Financial Leasing	1010C	450.84
43570	5/17/21	HDS White Cap Const. Supply	1010C	1,318.15
43571	5/18/21	DOI - BOR - Region: Mid Pacific	1010C	1,307.90
43572	5/18/21	U.S. BANK, NATIONAL ASSOCIATION	1010C	7,951.00
43573	5/18/21	DOI - BOR - Region: Mid Pacific	1010C	11,996.60
43574	5/18/21	DOI - BOR - Region: Mid Pacific	1010C	13,234.83
43575	5/18/21	DOI - BOR - Region: Mid Pacific	1010C	2,482.16
43576	5/18/21	DOI - BOR - Region: Mid Pacific	1010C	33,761.50
43577	5/18/21	DOI - BOR - Region: Mid Pacific	1010C	1,022.12
43578	5/18/21	DOI - BOR - Region: Mid Pacific	1010C	9,432.43
43579	5/18/21	DOI - BOR - Region: Mid Pacific	1010C	126.75
43580	5/18/21	DOI - BOR - Region: Mid Pacific	1010C	13.80
43581	5/18/21	Correia Garden Service	1010C	80.00
43582	5/18/21	Costco Wholesale Membership	1010C	60.00
43583	5/18/21	HDS White Cap Const. Supply	1010C	972.53
43584	5/19/21	Business Card	1010C	-417.77
Total				433,874.97

Byron-Bethany Irrigation District
Purchase Journal
For the Period From May 1, 2021 to May 31, 2021

Date	Invoice/CM #	Line Description	Debit Amount	Credit Amount
5/1/21	15100234	Garbage Service WSSA for January, March, April, and May 2021 - Account #2522	540.52	
5/1/21	15100234	Tracy Delta Solid Waste Management, Inc		540.52
5/1/21	829215163X05092021	Mobile Data plan & Usage for the Period: 4/2/2021 - 5/1/2021	189.60	
5/1/21	829215163X05092021	AT & T Mobility		189.60
5/2/21	05022021	Ebay - Front Axle Differential Carrier for Unit #66-14		374.73
5/2/21	05022021	Adobe Acropro Subscription	14.99	
5/2/21	05022021	TruthFinder - Background Check - Subscription	27.78	
5/2/21	05022021	Network Solutions - BSD Monthly Subscription - Website Security	7.99	
5/2/21	05022021	Ebay - Front Axle Differential Carrier for Unit #66-14	324.74	
5/2/21	05022021	Ebay - Throttle Cable	36.80	
5/2/21	05022021	Amazon - Toner Cartridge	95.94	
5/2/21	05022021	Amazon - Copy Paper	169.45	
5/2/21	05022021	Amazon - Light Bars - Water Trucks	463.61	
5/2/21	05022021	Chevron - Unit #68	72.05	
5/2/21	05022021	Chevron - Unit #68	20.00	
5/2/21	05022021	Safeway Fuel - Unit #68	38.19	
5/2/21	05022021	Greengate Car Wash - Unit #68	47.99	
5/2/21	05022021	Douglass Truck Bodies - Nextstar III Wireless Remote Transmitter - Unit #92-20	3,526.87	
5/2/21	05022021	CBI Malwarebytes - Malwarebytes Premium	39.95	
5/2/21	05022021	Alhambra - Bottle Water Deliveries & Cooler Rental for WSSA	10.25	
5/2/21	05022021	Home Depot - All-Purpose Cleaner - WSSA Pump Shop	146.87	
5/2/21	05022021	Capitol Mall - Meeting with SSD Law	14.00	
5/2/21	05022021	Hotel Mission De Oro - SLDMWA Panochi Meeting	240.90	
5/2/21	05022021	Hawks Provisions - Meeting with Foley/SLDMWA about Drought Issues	488.01	
5/2/21	05022021	Hyatt Regency - Meeting with Foley/SLDMWA about Drought Issues	239.80	
5/2/21	05022021	Chase Card Services		5,651.45
5/2/21	T126150	Permit to Operate, Renewal Processing Fee & Toxic Inventory Gas Dispensing Nozzle Fee (7/1/2021 - 7/1/2022)	239.00	
5/2/21	T126150	Bay Area Air Quality Management Dist.		239.00
5/3/21	001795	Battery for Unit #54-00	133.01	
5/3/21	001795	Central Valley Motor Parts, Inc.		133.01
5/3/21	05032021	Janitorial Fee For: April 2021 Cleaning	750.00	
5/3/21	05032021	Rossana Talavera		750.00
5/3/21	050321	Communications, Outreach and Public Affairs for May 2021	4,900.00	
5/3/21	050321	Website Services	2,100.00	
5/3/21	050321	J-COMM Inc		7,000.00
5/3/21	0552082055	Sink & Toilet Unit for Rental (5/3/2021 - 5/30/2021)	227.30	
5/3/21	0552082055	Honey Bucket		227.30
5/3/21	1137	VPN Services - Enable Remote Access for SCADADroid 5/1/21 - 4/30/22	300.00	
5/3/21	1137	Reonix Technologies		300.00
5/3/21	138303	Unleaded (\$3.242 per gallon)	3,318.18	
5/3/21	138303	Ramos Oil Co., Inc.		3,318.18
5/3/21	74205	01-3/4 AB Rock for BSD	1,068.02	
5/3/21	74205	Paul E. Vaz Trucking, Inc.		1,068.02
5/3/21	74206	01-3/4 AB Rock for BSD	1,245.14	
5/3/21	74206	Paul E. Vaz Trucking, Inc.		1,245.14
5/3/21	9610020	Pre Oil Mix, Utility Light - Unit #92-20	123.19	
5/3/21	9610020	Home Depot Credit Services		123.19
5/3/21	April 2021	Janitorial Fee For: 4/10 and 4/24/2021 - WSSA	100.00	
5/3/21	April 2021	Laurina Rocha		100.00

Date	Invoice/CM #	Line Description	Debit Amount	Credit Amount
5/4/21	05042021	Pacific Gas & Electric Charges Account #4120785230 Irrigation Pump-Walnuts for Service Period 3/24/2021 - 4/22/2021	20.67	
5/4/21	05042021	Pacific Gas & Electric Charges Account #4122301135 Sandhu MP17.59 for Service Period 3/24/2021 - 4/22/2021	7,288.40	
5/4/21	05042021	Pacific Gas & Electric Charges Account #4120785317 RC Capital MP19.40 for Service Period 3/24/2021 - 4/22/2021	51.35	
5/4/21	05042021	Pacific Gas & Electric Charges Account #4120785586 Service Period 3/24/2021 - 4/22/2021	75.97	
5/4/21	05042021	Pacific Gas & Electric Charges Account #4120785189 Spatafore 13.25R for Service Period 3/24/2021 - 4/22/2021	20.67	
5/4/21	05042021	Pacific Gas & Electric Charges Account #4120785535 for Service Period 3/24/2021 - 4/22/2021	20.67	
5/4/21	05042021	Pacific Gas & Electric Charges Account #4123236877 for Service Period 3/24/2021 - 4/22/2021	20.67	
5/4/21	05042021	Pacific Gas & Electric Charges Account #4120785354 Tatla MP19.15 Chrisman Road for Service Period 3/24/2021 - 4/22/2021	1,256.30	
5/4/21	05042021	Pacific Gas & Electric Charges Account #4129023266 Delta Mendota Canal for Service Period 3/24/2021 - 4/22/2021	560.39	
5/4/21	05042021	Pacific Gas & Electric Charges Account #412684479 Pumping Cost for Well on Corral Hollow for Service Period 3/24/2021 - 4/22/2021	8,866.90	
5/4/21	05042021	Pacific Gas & Electric 4120		18,181.99
5/4/21	2021Benefits0667027	ALV01 - Director Health Benefits for the Period of: June 2021	1,968.56	
5/4/21	2021Benefits0667027	ALV01 - Director Dental Benefits for the Period of: June 2021	64.21	
5/4/21	2021Benefits0667027	ALV01 - Director Vision Benefits for the Period of: June 2021	18.56	
5/4/21	2021Benefits0667027	ALV01 - Director Life Benefits for the Period of: June 2021	7.40	
5/4/21	2021Benefits0667027	ALV01 - Director Employee Assistance Program - June 2021	2.38	
5/4/21	2021Benefits0667027	ARA01 - O&M Health Benefits for the Period of: April and May 2021 Refund		1,661.40
5/4/21	2021Benefits0667027	ARA01 - O&M Dental Benefits for the Period of: April and May 2021 Refund		62.40
5/4/21	2021Benefits0667027	ARA01 - O&M Vision Benefits for the Period of: April and May 2021 Refund		37.12
5/4/21	2021Benefits0667027	ARA01 - O&M Life Benefits for the Period of: April and May 2021 Refund		22.00
5/4/21	2021Benefits0667027	ARA01 - O&M Employee Assistance Program - April and May 2021 Refund		4.76
5/4/21	2021Benefits0667027	COR01 - O&M Health Benefits for the Period of: May 2021 Refund		1,840.31
5/4/21	2021Benefits0667027	COR01 - O&M Health Benefits Liability for the Period of: May 2021 Refund		1,280.85
5/4/21	2021Benefits0667027	COR01 - O&M Dental Benefits for the Period of: May 2021 Refund		31.20
5/4/21	2021Benefits0667027	COR01 - O&M Dental Benefits Liability for the Period of: May 2021 Refund		75.21
5/4/21	2021Benefits0667027	COR01 - O&M Vision Benefits for the Period of: May 2021 Refund		18.56
5/4/21	2021Benefits0667027	COR01 - O&M Life Benefits for the Period of: May 2021 Refund		11.00
5/4/21	2021Benefits0667027	COR01 - O&M Employee Assistance Program - May 2021 Refund		2.38
5/4/21	2021Benefits0667027	ENO12 - Director Health Benefits for the Period of: June 2021	2,608.34	
5/4/21	2021Benefits0667027	ENO12 - Director Dental Benefits for the Period of: June 2021	106.41	
5/4/21	2021Benefits0667027	ENO12 - Director Vision Benefits for the Period of: June 2021	18.56	
5/4/21	2021Benefits0667027	ENO12 - Director Life Benefits for the Period of: June 2021	3.40	
5/4/21	2021Benefits0667027	ENO12 - Director Employee Assistance Program - June 2021	2.38	
5/4/21	2021Benefits0667027	GAV01 - Admin Health Benefits for the Period of: June 2021	830.70	
5/4/21	2021Benefits0667027	GAV01 - Admin Dental Benefits for the Period of: June 2021	31.20	
5/4/21	2021Benefits0667027	GAV01 - Admin Vision Benefits for the Period of: June 2021	18.56	
5/4/21	2021Benefits0667027	GAV01 - Admin Life Benefits for the Period of: June 2021	16.00	

Date	Invoice/CM #	Line Description	Debit Amount	Credit Amount
5/4/21	2021Benefits0667027	GAV01 - Admin Employee Assistance Program - June 2021	2.38	
5/4/21	2021Benefits0667027	GEY01 - Admin Health Benefits for the Period of: June 2021	984.28	
5/4/21	2021Benefits0667027	GEY01 - Admin Dental Benefits for the Period of: June 2021	31.20	
5/4/21	2021Benefits0667027	GEY01 - Admin Vision Benefits for the Period of: June 2021	18.56	
5/4/21	2021Benefits0667027	GEY01 - Admin Life Benefits for the Period of: June 2021	39.00	
5/4/21	2021Benefits0667027	GEY01 - Admin Employee Assistance Program - June 2021	2.38	
5/4/21	2021Benefits0667027	GIL01 - Admin Health Benefits for the Period of: June 2021	984.28	
5/4/21	2021Benefits0667027	GIL01 - Admin Dental Benefits for the Period of: June 2021	31.20	
5/4/21	2021Benefits0667027	GIL01 - Admin Vision Benefits for the Period of: June 2021	18.56	
5/4/21	2021Benefits0667027	GIL01 - Admin Life Benefits for the Period of: June 2021	39.00	
5/4/21	2021Benefits0667027	GIL01 - Admin Employee Assistance Program - June 2021	2.38	
5/4/21	2021Benefits0667027	KAG01 - Director Health Benefits for the Period of: June 2021	2,608.34	
5/4/21	2021Benefits0667027	KAG01 - Director Dental Benefits for the Period of: June 2021	106.41	
5/4/21	2021Benefits0667027	KAG01 - Director Vision Benefits for the Period of: June 2021	18.56	
5/4/21	2021Benefits0667027	KAG01 - Director Life Benefits for the Period of: June 2021	10.00	
5/4/21	2021Benefits0667027	KAG01 - Director Employee Assistance Program - June 2021	2.38	
5/4/21	2021Benefits0667027	LAM01 - Admin Health Benefits for the Period of: June 2021	1,246.05	
5/4/21	2021Benefits0667027	LAM01 - Admin Health Benefits Liability for the Period of: June 2021	398.35	
5/4/21	2021Benefits0667027	LAM01 - Admin Dental Benefits for the Period of: June 2021	31.20	
5/4/21	2021Benefits0667027	LAM01 - Admin Dental Benefits Liability for the Period of: June 2021	33.01	
5/4/21	2021Benefits0667027	LAM01 - Admin Vision Benefits for the Period of: June 2021	18.56	
5/4/21	2021Benefits0667027	LAM01 - Admin Life Benefits for the Period of: June 2021	8.16	
5/4/21	2021Benefits0667027	LAM01 - Admin Employee Assistance Program - June 2021	2.38	
5/4/21	2021Benefits0667027	MAG10 - Director Health Benefits for the Period of: June 2021	2,608.34	
5/4/21	2021Benefits0667027	MAG10 - Director Dental Benefits for the Period of: June 2021	106.41	
5/4/21	2021Benefits0667027	MAG10 - Director Vision Benefits for the Period of: June 2021	18.56	
5/4/21	2021Benefits0667027	MAG10 - Director Life Benefits for the Period of: June 2021	7.40	
5/4/21	2021Benefits0667027	MAG10 - Director Employee Assistance Program - June 2021	2.38	
5/4/21	2021Benefits0667027	MAG11 - Director Health Benefits for the Period of: June 2021	984.28	
5/4/21	2021Benefits0667027	MAG11 - Director Dental Benefits for the Period of: June 2021	64.21	
5/4/21	2021Benefits0667027	MAG11 - Director Vision Benefits for the Period of: June 2021	18.56	
5/4/21	2021Benefits0667027	MAG11 - Director Life Benefits for the Period of: June 2021	10.00	
5/4/21	2021Benefits0667027	MAG11 - Director Employee Assistance Program - June 2021	2.38	
5/4/21	2021Benefits0667027	MAR01 - O&M Health Benefits for the Period of: June 2021	1,840.31	
5/4/21	2021Benefits0667027	MAR01 - O&M Health Benefits Liability for the Period of: June 2021	1,280.85	
5/4/21	2021Benefits0667027	MAR01 - O&M Dental Benefits for the Period of: June 2021	31.20	
5/4/21	2021Benefits0667027	MAR01 - O&M Dental Benefits Liability for the Period of: June 2021	75.21	
5/4/21	2021Benefits0667027	MAR01 - O&M Vision Benefits for the Period of: June 2021	18.56	
5/4/21	2021Benefits0667027	MAR01 - O&M Life Benefits for the Period of: June 2021	27.00	
5/4/21	2021Benefits0667027	MAR01 - O&M Employee Assistance Program - June 2021	2.38	
5/4/21	2021Benefits0667027	MAR02 - O&M Health Benefits for the Period of: June 2021	1,177.80	
5/4/21	2021Benefits0667027	MAR02 - O&M Dental Benefits for the Period of: June 2021	31.20	
5/4/21	2021Benefits0667027	MAR02 - O&M Dental Benefits Liability for the Period of: June 2021	33.01	
5/4/21	2021Benefits0667027	MAR02 - O&M Vision Benefits for the Period of: June 2021	18.56	
5/4/21	2021Benefits0667027	MAR02 - O&M Life Benefits for the Period of: June 2021	7.74	
5/4/21	2021Benefits0667027	MAR02 - O&M Employee Assistance Program - June 2021	2.38	
5/4/21	2021Benefits0667027	MEH01 - O&M Health Benefits for the Period of: June 2021	1,177.80	
5/4/21	2021Benefits0667027	MEH01 - O&M Dental Benefits for the Period of: June 2021	31.20	
5/4/21	2021Benefits0667027	MEH01 - O&M Vision Benefits for the Period of: June 2021	18.56	
5/4/21	2021Benefits0667027	MEH01 - O&M Life Benefits for the Period of: June 2021	39.00	
5/4/21	2021Benefits0667027	MEH01 - O&M Employee Assistance Program - June 2021	2.38	
5/4/21	2021Benefits0667027	MON01 - O&M Health Benefits for the Period of: June 2021	830.70	
5/4/21	2021Benefits0667027	MON01 - O&M Dental Benefits for the Period of: June 2021	31.20	
5/4/21	2021Benefits0667027	MON01 - O&M Vision Benefits for the Period of: June 2021	18.56	
5/4/21	2021Benefits0667027	MON01 - O&M Life Benefits for the Period of: June 2021	8.30	
5/4/21	2021Benefits0667027	MON01 - O&M Employee Assistance Program - June 2021	2.38	
5/4/21	2021Benefits0667027	ORO01 - O&M Health Benefits for the Period of: June 2021	1,246.05	

Date	Invoice/CM #	Line Description	Debit Amount	Credit Amount
5/4/21	2021Benefits0667027	ORO01 - O&M Health Benefits Liability for the Period of: June 2021	1,073.73	
5/4/21	2021Benefits0667027	ORO01 - O&M Dental Benefits for the Period of: June 2021	31.20	
5/4/21	2021Benefits0667027	ORO01 - O&M Dental Benefits Liability for the Period of: June 2021	75.21	
5/4/21	2021Benefits0667027	ORO01 - O&M Vision Benefits for the Period of: June 2021	18.56	
5/4/21	2021Benefits0667027	ORO01 - O&M Life Benefits for the Period of: June 2021	10.00	
5/4/21	2021Benefits0667027	ORO01 - O&M Employee Assistance Program - June 2021	2.38	
5/4/21	2021Benefits0667027	PER01 - Director Health Benefits for the Period of: June 2021	984.28	
5/4/21	2021Benefits0667027	PER01 - Director Dental Benefits for the Period of: June 2021	31.20	
5/4/21	2021Benefits0667027	PER01 - Director Vision Benefits for the Period of: June 2021	18.56	
5/4/21	2021Benefits0667027	PER01 - Director Life Benefits for the Period of: June 2021	5.70	
5/4/21	2021Benefits0667027	PER01 - Director Employee Assistance Program - June 2021	2.38	
5/4/21	2021Benefits0667027	PET01 - Admin Health Benefits for the Period of: June 2021	1,476.42	
5/4/21	2021Benefits0667027	PET01 - Admin Health Benefits Liability for the Period of: June 2021	492.14	
5/4/21	2021Benefits0667027	PET01 - Admin Dental Benefits for the Period of: June 2021	31.20	
5/4/21	2021Benefits0667027	PET01 - Admin Dental Benefits Liability for the Period of: June 2021	33.01	
5/4/21	2021Benefits0667027	PET01 - Admin Vision Benefits for the Period of: June 2021	18.56	
5/4/21	2021Benefits0667027	PET01 - Admin Life Benefits for the Period of: June 2021	48.40	
5/4/21	2021Benefits0667027	PET01 - Admin Employee Assistance Program - June 2021	2.38	
5/4/21	2021Benefits0667027	RES01 - O&M Health Benefits for the Period of: June 2021	830.70	
5/4/21	2021Benefits0667027	RES01 - O&M Dental Benefits for the Period of: June 2021	31.20	
5/4/21	2021Benefits0667027	RES01 - O&M Vision Benefits for the Period of: June 2021	18.56	
5/4/21	2021Benefits0667027	RES001 - O&M Life Benefits for the Period of: June 2021	11.00	
5/4/21	2021Benefits0667027	RES01 - O&M Employee Assistance Program - June 2021	2.38	
5/4/21	2021Benefits0667027	RUI01 - O&M Health Benefits for the Period of: June 2021	830.70	
5/4/21	2021Benefits0667027	RUI01 - O&M Dental Benefits for the Period of: June 2021	31.20	
5/4/21	2021Benefits0667027	RUI01 - O&M Vision Benefits for the Period of: June 2021	18.56	
5/4/21	2021Benefits0667027	RUI01 - O&M Life Benefits for the Period of: June 2021	7.39	
5/4/21	2021Benefits0667027	RUI01 - O&M Employee Assistance Program - June 2021	2.38	
5/4/21	2021Benefits0667027	CLA01 - O&M Health Benefits for the Period of: June 2021	1,246.05	
5/4/21	2021Benefits0667027	CLA01 - O&M Health Benefits Liability for the Period of: June 2021	398.35	
5/4/21	2021Benefits0667027	CLA01 - O&M Dental Benefits for the Period of: June 2021	31.20	
5/4/21	2021Benefits0667027	CLA01 - O&M Health Benefits Liability for the Period of: June 2021	33.01	
5/4/21	2021Benefits0667027	CLA01 - O&M Vision Benefits for the Period of: June 2021	18.56	
5/4/21	2021Benefits0667027	CLA01 - O&M Life Benefits for the Period of: June 2021	14.60	
5/4/21	2021Benefits0667027	CLA01 - O&M Employee Assistance Program - June 2021	2.38	
5/4/21	2021Benefits0667027	TUS15 - Director Health Benefits for the Period of: June 2021	1,968.56	
5/4/21	2021Benefits0667027	TUS15 - Director Dental Benefits for the Period of: June 2021	64.21	
5/4/21	2021Benefits0667027	TUS15 - Director Vision Benefits for the Period of: June 2021	18.56	
5/4/21	2021Benefits0667027	TUS15 - Director Life Benefits for the Period of: June 2021	10.00	
5/4/21	2021Benefits0667027	TUS15 - Director Employee Assistance Program - June 2021	2.38	
5/4/21	2021Benefits0667027	VAZ01 - O&M Health Benefits for the Period of: June 2021	1,246.05	
5/4/21	2021Benefits0667027	VAZ01 - O&M Health Benefits Liability for the Period of: June 2021	1,073.73	
5/4/21	2021Benefits0667027	VAZ01 - O&M Dental Benefits for the Period of: June 2021	31.20	
5/4/21	2021Benefits0667027	VAZ01 - O&M Dental Benefits Liability for the Period of: June 2021	75.21	
5/4/21	2021Benefits0667027	VAZ01 - O&M Vision Benefits for the Period of: June 2021	18.56	
5/4/21	2021Benefits0667027	VAZ01 - O&M Life Benefits for the Period of: June 2021	19.00	
5/4/21	2021Benefits0667027	VAZ01 - O&M Employee Assistance Program - June 2021	2.38	
5/4/21	2021Benefits0667027	VEG01 - O&M Health Benefits for the Period of: June 2021	830.70	
5/4/21	2021Benefits0667027	VEG01 - O&M Dental Benefits for the Period of: June 2021	31.20	
5/4/21	2021Benefits0667027	VEG01 - Admin Vision Benefits for the Period of: June 2021	18.56	
5/4/21	2021Benefits0667027	VEG01 - O&M Life Benefits for the Period of: June 2021	16.00	
5/4/21	2021Benefits0667027	VEG01 - O&M Employee Assistance Program - June 2021	2.38	
5/4/21	2021Benefits0667027	2021	1,094.85	
5/4/21	2021Benefits0667027	Bedford - Retiree Health Benefits for the Period of: June 2021	1,094.85	

Date	Invoice/CM #	Line Description	Debit Amount	Credit Amount
5/4/21	2021Benefits0667027	Carson - Retiree Health Benefits for the Period of: June 2021	547.42	
5/4/21	2021Benefits0667027	2021	547.42	
5/4/21	2021Benefits0667027	Griffith - Retiree Health Benefits for the Period of: June 2021	984.28	
5/4/21	2021Benefits0667027	Kleinert - Retiree Health Benefits for the Period of: June 2021	1,177.80	
		Kleinert Spouse - Retiree Health Benefits for the Period of: June 2021	623.54	
5/4/21	2021Benefits0667027	Kopp - Retiree Health Benefits for the Period of: June 2021	547.42	
		Martinez - Retiree Health Benefits for the Period of: June 2021	1,247.08	
5/4/21	2021Benefits0667027	Pombo - Retiree Health Benefits for the Period of: June 2021	1,968.56	
5/4/21	2021Benefits0667027	Serpa - Retiree Health Benefits for the Period of: June 2021	984.28	
		Shoemaker - Retiree Health Benefits for the Period of: June 2021	547.42	
5/4/21	2021Benefits0667027	ACWA Joint Powers Insurance Authority		43,738.07
		EcoStruxure Geo SCADA Customer FIRST - Standard Level Support - 5/1/2021 - 4/30/2022	7,065.71	
5/4/21	94376644	Per Quote ID: 301521, Site #118705, 1/29/2021 - Sales Tax @ 8.25	582.92	
5/4/21	94376644	Schneider Electric Systems USA, Inc.		7,648.63
5/4/21	AR14244	Groundwater Support Services for March 2021	7,352.39	
5/4/21	AR14244	City of Brentwood		7,352.39
5/5/21	002072	Battery for Unit #66-14	146.94	
5/5/21	002072	Central Valley Motor Parts, Inc.		146.94
5/5/21	05052021	Fuel Reimbursement	68.28	
5/5/21	05052021	Jeremey Montoya		68.28
		Engineering and/or Professional Services for the period of: March 1, 2021 - April 30, 2021 Power Transformer Report & Cathodic Protection Coordination	4,455.00	
5/5/21	12	WAVE Engineers, Inc.		4,455.00
5/5/21	7032191	Rolling Tool Box	75.74	
5/5/21	7032191	Home Depot Credit Services		75.74
5/5/21	7194153	Screws	30.44	
5/5/21	7194153	Home Depot Credit Services		30.44
		Pacific Gas & Electric Charges Account #7267502832 490 Hoffman Ln for Period: 3/26/2021 - 4/26/2021	1,214.36	
5/6/21	05242021	Pacific Gas & Electric Charges Account #2085093362 6P N/Marsh Creek Rd for Period: 3/26/2021 - 4/26/2021	1,938.58	
5/6/21	05242021	Pacific Gas & Electric Charges Account #2085093666 WS Bethany Canal 3P for Period: 3/26/2021 - 4/26/2021	1,010.91	
5/6/21	05242021	Pacific Gas & Electric Charges Account #2085093194 W SPRR S Hoffman Ln for Period: 3/26/2021 - 4/26/2021	22.05	
5/6/21	05242021	Pacific Gas & Electric Charges Account #2080801459 2200 Hoffman Ln for Period: 3/26/2021 - 4/26/2021	72.94	
5/6/21	05242021	Pacific Gas & Electric Charges Account #2083538769 2200 Hoffman Ln Pump Station: 3/26/2021 - 4/26/2021	5,260.15	
5/6/21	05242021	Pacific Gas & Electric Charges Account #2085093357 7777 Bruns Rd for Period: 3/26/2021 - 4/26/2021	65.99	
		Pacific Gas & Electric Charges Account #2084691543 Herdlyn Rd & Byron Rd: 3/26/2021 - 4/26/2021	29.23	
5/6/21	05242021	Pacific Gas & Electric 2085		9,614.21
		General Maintenance & Repair Materials - Float Box, Hoses, Camlocks, Nipple & Tubes	872.06	
5/6/21	0796549	Big W Sales		872.06
5/6/21	4083603573	DHQ Janitorial Supplies	18.86	
5/6/21	4083603573	Weekly Uniform Service for the week ending 5/6/2021	111.80	
5/6/21	4083603573	Cintas Corporation #922		130.66
		Review Materials for MHCSO, Participate in Tracy Subbasin Technical Team Meeting & Participate on MH Master Plane	600.00	
5/6/21	4155	Tully & Young, Inc.		600.00
5/7/21	05072021	Mobile Data plan & Usage for the Period: 5/8/2021 - 6/7/2021	487.80	
5/7/21	05072021	AT & T Mobility		487.80
5/7/21	05072021	Janitorial Supplies - WSSA	67.72	

Date	Invoice/CM #	Line Description	Debit Amount	Credit Amount
5/7/21	05072021	DVD+R, 10 Pack - WSSA	21.64	
5/7/21	05072021	Business Card		89.36
5/7/21	05072021	Pacific Gas & Electric Charges Account #4159610850-0	85.52	
5/7/21	05072021	Pacific Gas & Electric WSSA		85.52
5/7/21	50015749167	Mirafi 140in. Roll & Cable Ties for Fence Repair at Canal 155	1,318.15	
5/7/21	50015749167	HDS White Cap Const. Supply		1,318.15
5/7/21	5014999421	Ricoh Copier Rental (Contract #603-0227169-000; Serial #3129RA00486; Model IM C4500) 5/1/21-5/31/21	450.84	
5/7/21	5014999421	Wells Fargo Financial Leasing		450.84
5/7/21	5271022	Plants	71.80	
5/7/21	5271022	Home Depot Credit Services		71.80
5/7/21	NNPB000030421	WAPA Power for the Month of April 2021 - Regular	12,969.21	
5/7/21	NNPB000030421	Western Area Power Administration		12,969.21
5/10/21	000016433051	WSSA Shop Internet Service 4/10/2021 - 5/9/2021	44.88	
5/10/21	000016433051	AT&T		44.88
5/10/21	000016433052	WSSA Internet Service 4/10/2021 - 5/9/2021	113.43	
5/10/21	000016433052	AT&T		113.43
5/10/21	03821	Landscape Grounds Maintenance for the period of: May 2021	1,050.00	
5/10/21	03821	Creative Outdoor Environments, Inc.		1,050.00
5/10/21	138496	Unleaded (\$3.330 per gallon) Clear Diesel (\$2.675 per gallon)	1,844.66	
5/10/21	138496	Ramos Oil Co., Inc.		1,844.66
5/10/21	184814	General Maintenance & Repair Materials - Hog Ringer, Pig & Shoat Ring for Fence Repair	29.12	
5/10/21	184814	Brentwood Ace Hardware		29.12
5/10/21	194TWID0421	PWRPA - ASA Power for the Period of 4/1/2021 - 4/30/2021	47,272.85	
5/10/21	194TWID0421	PWRPA P3 - Funding for the Period of 4/1/2021 - 4/30/2021	1,347.28	
5/10/21	194TWID0421	PWRPA		48,620.13
5/10/21	25378	DHQ Landscape Well Repairs	2,183.45	
5/10/21	25378	Don Pedro Pump		2,183.45
5/10/21	50015905214	Filter Fabric - Canal 155	780.40	
5/10/21	50015905214	HDS White Cap Const. Supply		780.40
5/11/21	1513045	Link Rings - Canal 155	47.61	
5/11/21	1513045	Home Depot Credit Services		47.61
5/11/21	1513081	Link Rings - Canal 155	47.61	
5/11/21	1513081	Home Depot Credit Services		47.61
5/11/21	184825	General Maintenance & Repair Materials - Hog & Shoat Rings & Staple Gun for Fence Repair	102.67	
5/11/21	184825	Brentwood Ace Hardware		102.67
5/11/21	20-0178	Water Utility Association Membership Dues (7/1/2021 - 6/30/2022)	3,816.00	
5/11/21	20-0178	California Municipal Utilities Assoc.		3,816.00
5/11/21	50015766805	Shop Supplies - Cotton Rags & Heavy Duty Pliers	192.13	
5/11/21	50015766805	HDS White Cap Const. Supply		192.13
5/11/21	50015769999	Mirafi 140in. Roll for Fence Repair at Canal 155	780.40	
5/11/21	50015769999	HDS White Cap Const. Supply		780.40
5/12/21	3010287	Professional Legal Services by Michael E. Vergara (General) - April 2021	8,362.83	
5/12/21	3010287	Somach, Simmons & Dunn		8,362.83
5/12/21	3010288	Professional Legal Services by Michael E. Vergara (OCAP Litigation) - April 2021	222.00	
5/12/21	3010288	Somach, Simmons & Dunn		222.00
5/12/21	3010289	Professional Legal Services by Michael E. Vergara (Legislation) - April 2021	186.00	
5/12/21	3010289	Somach, Simmons & Dunn		186.00
5/12/21	3010291	Professional Legal Services by Michael E. Vergara (6th DCA) - April 2021	15,347.71	
5/12/21	3010291	Somach, Simmons & Dunn		15,347.71
5/12/21	3010290	Professional Legal Services by Michael E. Vergara (CVP Issues) - April 2021	7,827.28	
5/12/21	3010290	Somach, Simmons & Dunn		7,827.28
5/12/21	50209351	Professional Services regarding City of Fresno, et al. v. US - Services through April 30, 2021	441.00	

Date	Invoice/CM #	Line Description	Debit Amount	Credit Amount
5/12/21	50209351	Foley & Lardner LLP		441.00
5/13/21	4084274046	DHQ Janitorial Supplies	38.87	
5/13/21	4084274046	Weekly Uniform Service for the week ending 5/13/2021	115.20	
5/13/21	4084274046	Cintas Corporation #922		154.07
5/14/21	3325089	Ricoh Black Cartridge	35.00	
5/14/21	3325089	Ray Morgan Company		35.00
5/14/21	8163468	2 mops - Mountain House School	47.67	
5/14/21	8163468	Home Depot Credit Services		47.67
5/15/21	8182022871	Shred It Service Dates: 4/27/2021, 5/11/2021	212.04	
5/15/21	8182022871	Shred-It USA LLC		212.04
		Professional Services for the period of: 4/24/2021 - 5/8/2021		
5/15/21	84814	PS4N Reconstruction	161.25	
5/15/21	84814	Condor Earth Technologies Inc		161.25
		Engineering and/or Professional Services for the period of 4/1/2021 - 4/30/2021 - General On Call Engineering Services (Project #20134-001)	5,436.25	
5/17/21	20134-001-25	Engineering and/or Professional Services for the period of 4/1/2021 - 4/30/2021 - PS4N Replacement (Project #20134- 002)	1,698.35	
		Engineering and/or Professional Services for the period of 4/1/2021 - 4/30/2021 - 12kV Level 1 Condition Assessment - Future Task Order (Project 20134-005)	1,006.25	
5/17/21	20134-001-25	Engineering and/or Professional Services for the period of 4/1/2021 - 4/30/2021 - Canal 45N Lining & Siphon Crossing - Armstrong Road (Project 20134-006)	1,557.10	
5/17/21	20134-001-25	Hazen & Sawyer		9,697.95
		Professional Legal Services - Period Ending: 4/30/2021 BBID		
5/17/21	455298	Water Rights Consulting; Project #: 2101802.000	1,389.00	
5/17/21	455298	Exponent, Inc.		1,389.00
5/17/21	R50006K-05172021	Ag Water Reclamation Charge for the Month of: April 2021	1,307.90	
5/17/21	R50006K-05172021	Contract No. 19-WC-20-5474		
5/17/21	R50006K-05172021	DOI - BOR - Region: Mid Pacific		1,307.90
5/17/21	R50006K-05172021-1	Ag Water Reclamation Charge for the Month of: April 2021	13,234.83	
5/17/21	R50006K-05172021-1	Contract No. 11-WC-20-0149		
5/17/21	R50006K-05172021-1	DOI - BOR - Region: Mid Pacific		13,234.83
5/17/21	R50006K-05172021-2	Rescheduled Water Transfers Out to Panoche	2,482.16	
5/17/21	R50006K-05172021-2	Contract No. 7-07-W0045-LTR1-P		
5/17/21	R50006K-05172021-2	DOI - BOR - Region: Mid Pacific		2,482.16
		M&I Musco Olive Water Reclamation Charge for the Month of:		
5/17/21	R50006K-05172021-3	True-up	138.32	
5/17/21	R50006K-05172021-3	Rescheduled Water Transfers Out to Westlands	33,623.18	
5/17/21	R50006K-05172021-3	Contract No. 14-06-200-785-LTR1-P		
5/17/21	R50006K-05172021-3	DOI - BOR - Region: Mid Pacific		33,761.50
5/17/21	R50006K-05172021-4	Ag Water Reclamation Charge for the Month of: April 2021	11,996.60	
5/17/21	R50006K-05172021-4	Contract No. 20-WC-20-5636		
5/17/21	R50006K-05172021-4	DOI - BOR - Region: Mid Pacific		11,996.60
		CVPIA Restoration Charge for Month of: April 2021 (SOD-21- 03 Panoche)	1,022.12	
5/17/21	R5173FF-05172021	DOI - BOR - Region: Mid Pacific		1,022.12
		M&I Musco Olive CVPIA Restoration Charge for Month of:		
5/17/21	R5173FF-05172021-1	April 2021	88.92	
		CVPIA Restoration Charge for Month of: April 2021 (SOD-21- 04 Westlands)	9,343.51	
5/17/21	R5173FF-05172021-1	DOI - BOR - Region: Mid Pacific		9,432.43
		Trinity PUD Assessment for the Month of: April 2021 (M&I Musco Olive)	0.60	
5/17/21	R65008F-05172021	Trinity PUD Assessment for the Month of: April 2021 (SOD-21- 04)	126.15	
5/17/21	R65008F-05172021	Contract No. 14-06-200-785-LTR1		
5/17/21	R65008F-05172021	DOI - BOR - Region: Mid Pacific		126.75
		Trinity PUD Assessment for the Month of: April 2021 (SOD-21- 03)	13.80	

Date	Invoice/CM #	Line Description	Debit Amount	Credit Amount
5/17/21	R65008F-05172021-1	Contract No. 7-07-W0045-LTR1-P		
5/17/21	R65008F-05172021-1	DOI - BOR - Region: Mid Pacific		13.80
5/18/21	2021-2022 Membership	Annual Business Membership Renewal Month - July 2021	60.00	
5/18/21	2021-2022 Membership	Costco Wholesale Membership		60.00
5/18/21	4042006	Link Rings - Canal 155	47.61	
5/18/21	4042006	Home Depot Credit Services		47.61
5/18/21	911801	Unleaded (\$3.216 per gallon) Clear Diesel (\$3.002 per gallon)	3,417.80	
5/18/21	911801	Ramos Oil Co., Inc.		3,417.80
5/18/21	May 2021	Landscape Grounds maintenance for the period of: May 2021 - WSSA	80.00	
5/18/21	May 2021	Correia Garden Service		80.00
5/19/21	13560115	Monthly Pest Control Service at BBID: 5/19/2021	76.00	
5/19/21	13560115	McCauley Ag Services		76.00
5/19/21	13560132	Bi Monthly Pest Control Service: 5/19/2021 - 7777 Bruns Rd	80.00	
5/19/21	13560132	McCauley Ag Services		80.00
5/19/21	185106	General Maintenance Materials for Pesticide Room	63.85	
5/19/21	185106	Brentwood Ace Hardware		63.85
5/19/21	7206	Materials for Sandhu Well	836.73	
5/19/21	7206	G & L Irrigation and Farm Supply		836.73
5/20/21	003913	Air & Oil Filter for Unit #80-18	84.09	
5/20/21	003913	Shop Supplies - Universal Cement	12.44	
5/20/21	003913	Central Valley Motor Parts, Inc.		96.53
5/20/21	05202021	Pacific Gas & Electric Charges Account #9158717444-1	158.82	
5/20/21	05202021	Pacific Gas & Electric WSSA		158.82
5/20/21	4084927299	DHQ Janitorial Supplies	18.86	
5/20/21	4084927299	Weekly Uniform Service for the week ending 5/20/2021	116.85	
5/20/21	4084927299	Cintas Corporation #922		135.71
5/20/21	EO&M000030621	FY2022 CVP O&M Program 8th Billing	7,236.00	
5/20/21	EO&M000030621	Acct: 786048000-CVP O&M Escrow		
5/20/21	EO&M000030621	U.S. BANK, NATIONAL ASSOCIATION		7,236.00
5/21/21	12756339	Spare Keys for Unit #88-16	139.22	
5/21/21	12756339	Pape Machinery		139.22
5/21/21	70650679	Utility Services for WSSA	161.19	
5/21/21	70650679	Account #2004100 - 5023784		
5/21/21	70650679	City of Tracy		161.19
5/21/21	74183335	Crane Rental - PS1N	890.00	
5/21/21	74183335	Maxim Crane Works, L.P.		890.00
5/22/21	SW030109785	XQ425 DEF Generator Maintenance	3,147.84	
5/22/21	SW030109785	CATD Exchange Services		3,147.84
5/23/21	10440271 052321	Bottled Water Deliveries on 4/30/21 & 5/14/21	335.02	
5/23/21	10440271 052321	Bottle Water Deliveries for WSSA	10.25	
5/23/21	10440271 052321	Alhambra Water Service		345.27
5/24/21	004343	Construction Maintenance Equipment Supplies - Oil & Fuel Filter for Unit #83-14	163.48	
5/24/21	004343	Central Valley Motor Parts, Inc.		163.48
5/24/21	138901	Unleaded (\$3.353 per gallon) Clear Diesel (\$3.105 per gallon)	2,034.87	
5/24/21	138901	Ramos Oil Co., Inc.		2,034.87
5/24/21	84542	Parts for Aquatic Weed Control - Bleeder Valve, Rubber Gloves & Organic Vapor	255.56	
5/24/21	84542	Alligare LLC		255.56
5/24/21	INVWA0144	Los Vaqueros Reservoir Expansion Project - Admin Expense	3,291.16	
5/24/21	INVWA0144	San Luis Delta Mendota Water Authority		3,291.16
5/25/21	05252021	Monthly Service Charge for Telephone #209-835-0375	744.58	
5/25/21	05252021	Monthly Service Charge for Telephone #925-308-7595	61.79	
5/25/21	05252021	Monthly Service Charge for Telephone #925-513-0050	69.81	
5/25/21	05252021	AT&T Summary Billing Account Services	6.10	
5/25/21	05252021	AT&T Land Line		882.28
5/25/21	1-16104	Two New Tires for Unit #63-12	1,470.04	
5/25/21	1-16104	Beckley, Inc		1,470.04
5/25/21	1-16126	Tires and Tire Repair for Unit #78-13	866.34	
5/25/21	1-16126	Beckley, Inc		866.34
5/25/21	NNPB000030521R	Restoration on WAPA Power for the Month of May 2021	2,996.46	

Date	Invoice/CM #	Line Description	Debit Amount	Credit Amount
5/25/21	NNPB000030521R	Western Area Power Administration		2,996.46
5/26/21	05262021	Internet Service for the period 6/6/21 - 7/5/21	116.82	
5/26/21	05262021	Account #8155 60 053 0156887		
5/26/21	05262021	Comcast		116.82
5/26/21	1-16154	Tires for Unit #78-13	1,874.83	
5/26/21	1-16154	Beckley, Inc		1,874.83
5/26/21	1-16155	Tires for Unit #83-14	1,874.83	
5/26/21	1-16155	Beckley, Inc		1,874.83
5/26/21	2021-2022 Membership	Annual Dues for Contra Costa Special Districts Association for Fiscal Year 2021-2022	100.00	
5/26/21	2021-2022 Membership	Contra Costa SDA		100.00
5/26/21	INV009506	2021 NWRA Annual Agency Dues	2,000.00	
5/26/21	INV009506	Association California Water Agencies		2,000.00
5/27/21	004733	Hose End Fitting and Spay Wax	18.06	
5/27/21	004733	Central Valley Motor Parts, Inc.		18.06
5/27/21	05272021	Apple - iTunes Cloud Backup	0.99	
5/27/21	05272021	Discountfilters.com - Air Filters	170.00	
5/27/21	05272021	Discountfilters.com - Air Filters	125.91	
5/27/21	05272021	Discountfilters.com - Air Filters	112.96	
5/27/21	05272021	Tractor Supply - Solar Fence Energizer, Electric Fence Wire for Canal 155	602.26	
5/27/21	05272021	Tractor Supply - Treated Posts for HQ Fence	92.36	
5/27/21	05272021	Farmers Feed - Fence Fabric for Canal 155	228.90	
5/27/21	05272021	Homedepot.com - Netting with 1 in. Mesh (was returned)	493.56	
5/27/21	05272021	Homedepot.com - Kit for Urinals	48.92	
5/27/21	05272021	Cardmember Service		1,875.86
5/27/21	3104744023	Pitney Bowes Postage Meter Rental for Period 3/30/2021 - 6/29/2021	185.30	
5/27/21	3104744023	Pitney Bowes Global Financial Svcs, LLC		185.30
5/27/21	4085615343	DHQ Janitorial Supplies	27.82	
5/27/21	4085615343	Weekly Uniform Service for the week ending 5/27/2021	111.80	
5/27/21	4085615343	Cintas Corporation #922		139.62
5/27/21	832003	Welding Cylinders and Supplies	396.75	
5/27/21	832003	California Welding Supply		396.75
5/28/21	05282021	Gasoline - Unit #67	60.00	
5/28/21	05282021	Petty Cash		60.00
5/28/21	136691A	Sub Contracted Analysis	135.00	
5/28/21	136691A	Fruit Growers Laboratory Inc.		135.00
5/28/21	136692A	Sub Contracted Analysis	270.00	
5/28/21	136692A	Fruit Growers Laboratory Inc.		270.00
5/28/21	2105B53	Tests: SW8315Am (Acrolein & 3-Hydroxypropanal)	456.90	
5/28/21	2105B53	McCampbell Analytical Inc		456.90
5/28/21	May 2021	Janitorial Fee For: 5/8 and 5/27/2021 - WSSA	100.00	
5/28/21	May 2021	Laurina Rocha		100.00
5/29/21	058158132X210529	Satellite Service for the period 5/28/2021 - 6/27/2021	74.99	
5/29/21	058158132X210529	DIRECTV		74.99
5/29/21	SW030110077	Load Bank Testing for Engine & Generator Set 150	1,097.18	
5/29/21	SW030110077	CATD Exchange Services		1,097.18
5/31/21	0552130932	Sink & Toilet Unit for Rental	227.30	
5/31/21	0552130932	Honey Bucket		227.30
5/31/21	179285	Welding Cylinders and Supplies	190.96	
5/31/21	179285	California Welding Supply		190.96
5/31/21	4221	Review, edit materials, draft comments on Curtailments	2,000.00	
5/31/21	4221	Tully & Young, Inc.		2,000.00
5/31/21	84914	Professional Services for the period of: 5/9/2021 - 5/23/2021	978.50	
5/31/21	84914	BBID North Main Pump Station		978.50
5/31/21	84914	Condor Earth Technologies Inc		978.50
			354,914.46	354,914.46

**BYRON-BETHANY IRRIGATION DISTRICT
STAFF REPORT**

DATE: 26 JUNE, 2021
TO: BOARD OF DIRECTORS
FROM: RICK GILMORE, GENERAL MANAGER
SUBJECT: RESOLUTION 2021-16 – NOTICE OF INTENT TO ADOPT
GROUNDWATER SUSTAINABILITY PLAN

BACKGROUND:

On August 29, 2014, the California Legislature passed comprehensive groundwater legislation contained in Senate Bills 1168 and 1319 and Assembly Bill 1739, which are collectively referred to as the Sustainable Groundwater Management Act (SGMA). SGMA provides a framework for sustainable groundwater management in California.

SGMA requires government and water agencies in groundwater basins designated as medium or high priority by the California Department of Water Resources (DWR) to meet certain requirements:

- Form new Groundwater Sustainability Agencies (GSA) by June 30, 2017.
- Complete and submit a Groundwater Sustainability Plan (GSP) to DWR by January 31, 2020 for critically overdrafted basins and by January 31, 2022 for non-critically overdrafted basins.
- Update the GSP every five years.
- Achieve basin sustainability within 20 years of submitting the GSP.

As a result of a basin boundary modification, BBID overlies the Tracy Subbasin, which includes five other GSAs in the Subbasin including the Banta-Carbona Irrigation District GSA, Byron-Bethany Irrigation District GSA, City of Lathrop GSA, City of Tracy GSA, San Joaquin County GSA, and Stewart Tract GSA (herein collectively referred to as the “Tracy Subbasin GSAs”).

On September 24, 2019, the Tracy Subbasin GSAs executed a Memorandum of Agreement to coordinate groundwater management and develop a single GSP for the Tracy Subbasin, which is due to the State no later than January 31, 2022. Local agencies have collaboratively managed groundwater resources in the Tracy Subbasin for decades. As a result of these efforts, groundwater resources in the basin are already sustainable. The GSP will provide a roadmap to continue to the sustainability of the region’s groundwater supplies.

The GSP is being collaboratively developed with input from the six GSAs, as well as input from members of public provided through monthly meetings, public workshops, and

public comment periods. The Draft GSP is anticipated to be released for public comment and review in August 2021.

SGMA requires GSAs to adopt the final GSP at a public hearing. At least 90-days prior to the hearing, the GSA must send a notice to cities and counties within the plan area notifying them the proposed GSP. This requirement is identified in Section 10728.4 of the California Water Code, which states that:

A groundwater sustainability agency may adopt or amend a groundwater sustainability plan after a public hearing, held at least 90 days after providing notice to a city or county within the area of the proposed plan or amendment. The groundwater sustainability agency shall review and consider comments from any city or county that receives notice pursuant to this section and shall consult with a city or county that requests consultation within 30 days of receipt of the notice. Nothing in this section is intended to preclude an agency and a city or county from otherwise consulting or commenting regarding the adoption or amendment of a plan.

It is anticipated that the final GSP for the Tracy Subbasin will be brought to the Board for consideration to adopt at a regular public meeting held in October or November 2021. At least 90-days prior to the adoption hearing, the GSAs in the basin will send a Notice of Intent to Adopt the GSP (Notice of Intent) to cities and counties within the GSP area. A copy of this Notice of Intent is provided as **Exhibit A**.

RECOMMENDATION:

It is the staff's recommendation the Board adopt Resolution 2021-16 authorizing a Notice of Intent to adopt the GSP for the Tracy Subbasin.

RESOLUTION 2021-16
RESOLUTION AUTHORIZING A NOTICE OF INTENT
TO ADOPT
THE TRACY SUBBASIN GROUNDWATER SUSTAINABILITY PLAN

WHEREAS, in August 2014, the California Legislature passed, and in September 2014 the Governor signed, legislation creating the Sustainable Groundwater Management Act ("SGMA") "to provide local groundwater sustainability agencies with the authority and technical and financial assistance necessary to sustainably manage groundwater" (Wat. Code, § 10720, (d));

WHEREAS, SGMA requires sustainable management through the development of groundwater sustainability plans ("GSPs"), which can be a single plan developed by one or more groundwater sustainability agency ("GSA") or multiple coordinate plans within a basin or subbasin (Wat. Code, § 10727);

WHEREAS, SGMA requires a GSA manage groundwater in all basins designated by the Department of Water Resources ("DWR") as a medium or high priority, including the Tracy Subbasin (designated basin number 5-22.15);

WHEREAS, in order to exercise the authority granted by SGMA, a local agency may decide to become a GSA;

WHEREAS, the Byron-Bethany Irrigation District (BBID or District) is a local agency as defined by SGMA;

WHEREAS, on March 21, 2017, the District Board of Directors adopted Resolution No. 2017-5, thereby deciding to become the GSA for the areas of the Tracy Subbasin (Subbasin No. 5-22.15) within the District boundaries in Contra Costa and San Joaquin Counties, and both within and outside the District boundaries in Alameda County;

WHEREAS, the District subsequently transmitted notice of its intent to become a GSA consistent with Resolution No. 2017-5 to DWR, and following the required notice, became the GSA for the areas of the Tracy Subbasin within the District boundaries in Contra Costa and San Joaquin Counties, and both within and outside the District boundaries in Alameda County;

WHEREAS, on February 11, 2019, DWR released the final basin boundary modification for the Tracy Subbasin, and thereby divided the Tracy Subbasin into the East Contra Costa and Tracy Subbasins;

WHEREAS, BBID has the authority to draft, adopt, and implement a GSP (Wat. Code, § 10725 *et seq.*); and

WHEREAS, on September 24, 2019, the GSAs executed a Memorandum of Agreement for the purpose of developing a GSP and coordinating sustainable groundwater management in the Tracy Subbasin (Wat. Code, § 10723.6(i)); and

WHEREAS, BBID is coordinating with the other GSAs in the Tracy Subbasin to draft a single GSP;

WHEREAS, SGMA requires a GSA to adopt a GSP at a public hearing at least 90 days after providing notice to a city or county within the area of the proposed plan (Wat. Code, § 10728.4).

NOW, THEREFORE, BE IT RESOLVED that the Board of Directors hereby approves and authorizes the filing of the Notice of Intent, attached as Exhibit "A", to adopt the Final Tracy Subbasin GSP.

PASSED AND ADOPTED at a Rescheduled Meeting of the Board of Directors of Byron-Bethany Irrigation District on 29 June 2021 by the following vote:

AYES: ALVAREZ, KAGEHIRO, M.MAGGIORE, T.MAGGIORE, PEREIRA, TUSO

NOES:

ABSENT: ENOS

ABSTAIN:

/s/ Russell Kagehiro

Mr. Russell Kagehiro, President

Secretary's Certification

I, Kelley Geyer, Deputy Secretary of the Board of Directors of Byron-Bethany Irrigation District, do hereby certify that the foregoing Resolution is a true and correct copy entered into the Minutes of the Rescheduled Meeting of 29 June, 2021, at which time a quorum was present, and no motion to amend or rescind the above resolution was made.

Kelley Geyer, Deputy Secretary



[Date]

Via email and U.S. mail

*Alameda County
City of Lathrop
City of Tracy
San Joaquin County*

RE: Notice of Intent to Adopt a Groundwater Sustainability Plan

The Groundwater Sustainability Agencies (GSAs) of the Tracy Subbasin (referred to herein as the Tracy Subbasin GSAs), pursuant to California Water Code Section 10728.4, hereby give notice to the legislative body of any city, county, or Public Utilities Commission-regulated company within the geographic area covered by the pending Tracy Subbasin Groundwater Sustainability Plan (GSP) that they intend to adopt a GSP for the Tracy Subbasin (Basin No. 5-022.15). A map of the GSP area is included herein.

The undersigned GSAs specifically provide notice to the City of Lathrop, City of Tracy, Alameda County, and San Joaquin County of the GSAs' intent to adopt the Tracy Subbasin GSP no earlier than 90-days upon your receipt of this notice. Considerations to adopt this joint document shall occur as part of the public hearings to be held individually by the undersigned GSAs.

Cities or counties that receive this notice may request to consult on the Tracy Subbasin GSP. These requests must be received within 30 calendar days upon receipt of this notice. Written requests to consult with one or more of the GSAs intended to adopt the Tracy Subbasin GSP shall be delivered to the GSP coordinator identified below.

Matt Zidar, San Joaquin County
mzidar@sjgov.org or by phone at (209) 953 -7460.

Interested parties may provide comments on the Public Draft GSP during the scheduled public comment period, August 9 through September 9, 2021. Information regarding the Draft GSP has been posted on the Tracy Subbasin website at tracysubbasin.org. The Draft GSP can be viewed on the website homepage. To review the list of GSA public hearings schedule for adoption proceedings of the Tracy Subbasin, visit www.tracysubbasin.org/meetings.

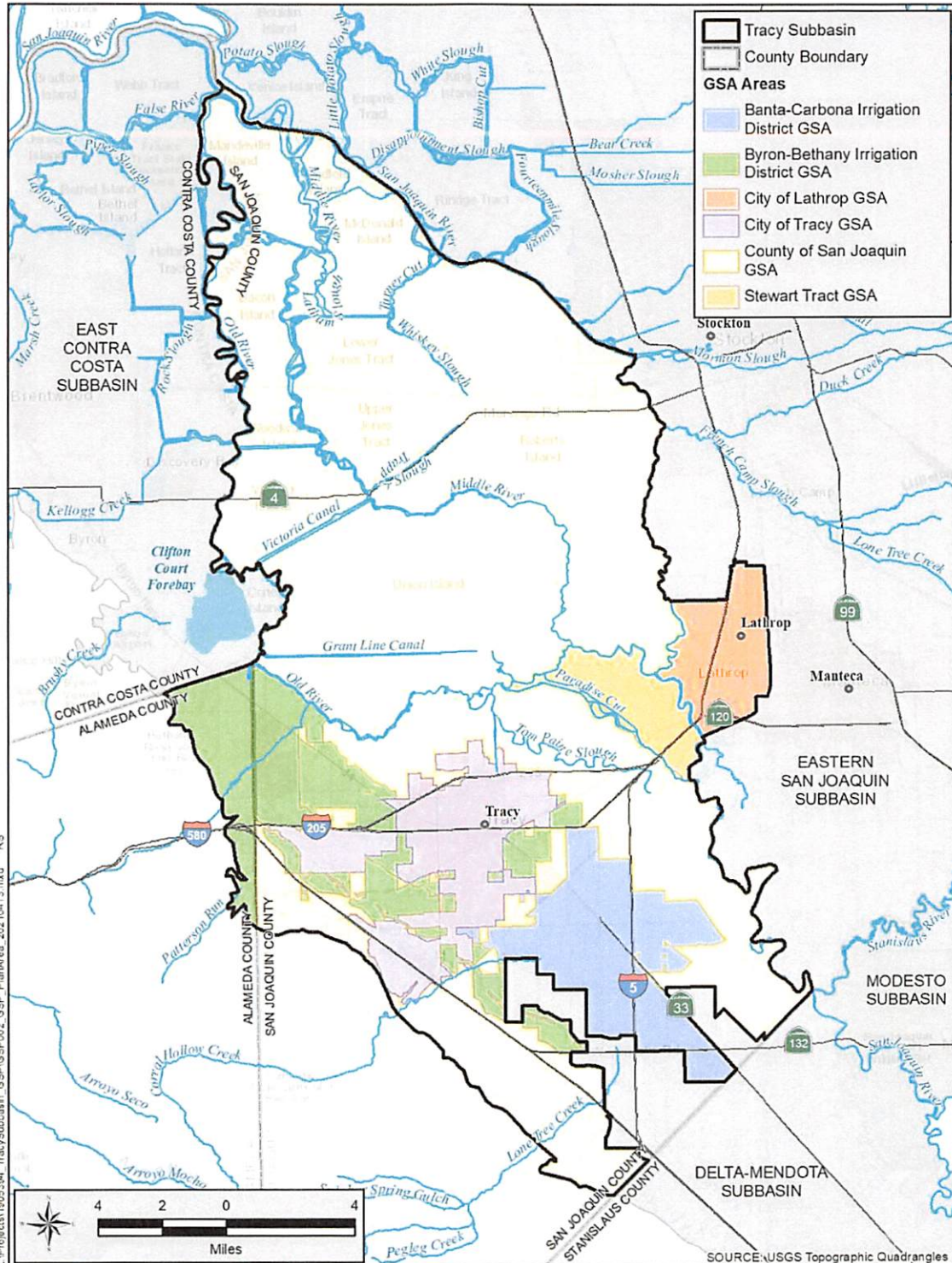
The GSAs look forward to adopting a GSP for the Tracy Subbasin. Should you have any questions about this notice, please contact your local GSA representative.

GSAs:

- | | |
|---|--------------------------|
| • Banta-Carbona Irrigation District GSA | • City of Tracy GSA |
| • Byron-Bethany Irrigation District GSA | • San Joaquin County GSA |
| • City of Lathrop GSA | • Stewart Tract GSA |

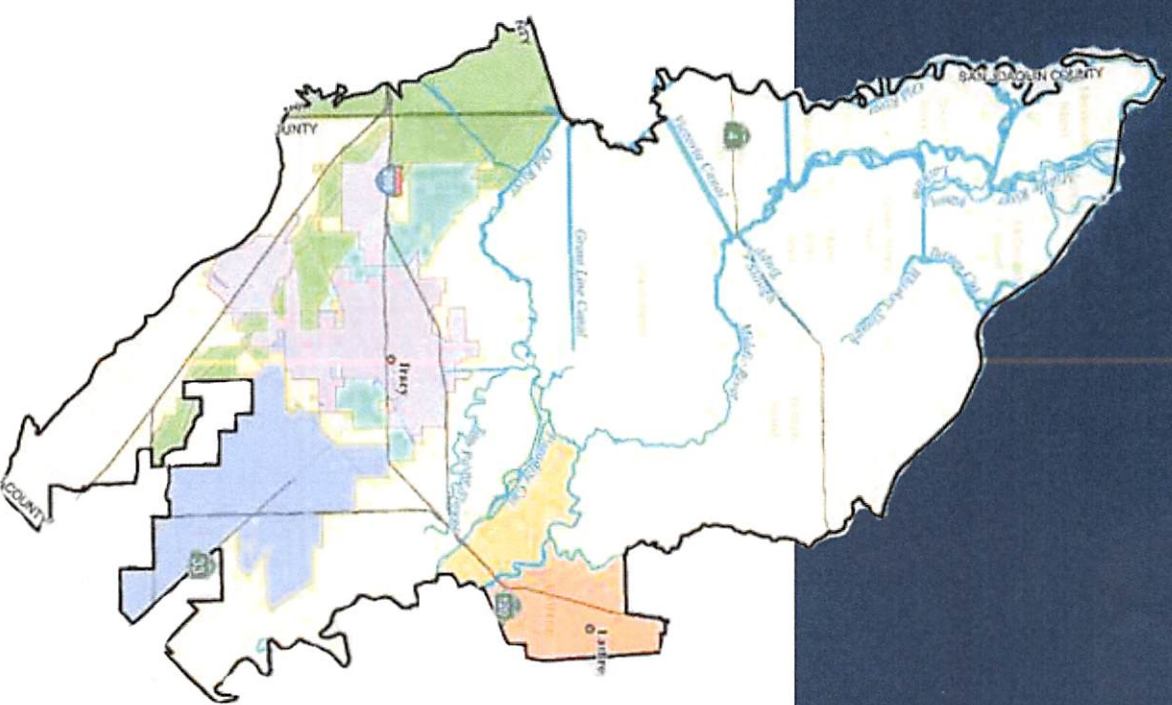


Stewart
Tract



15-Apr-2021 Z:\Projects\1605304_TracySubbasin_GSP\GSP02_GSP_PlanArea_20210413.mxd RS

Groundwater Sustainability Plan Update



June 29, 2021

Background

Sustainable Groundwater Management Act Key Terms

SGMA = Sustainable Groundwater Management Act

GSA = Groundwater Sustainability Agency

GSP = Groundwater Sustainability Plan

DWR = California Department of Water Resources

Sustainable Groundwater Management Act Requirements

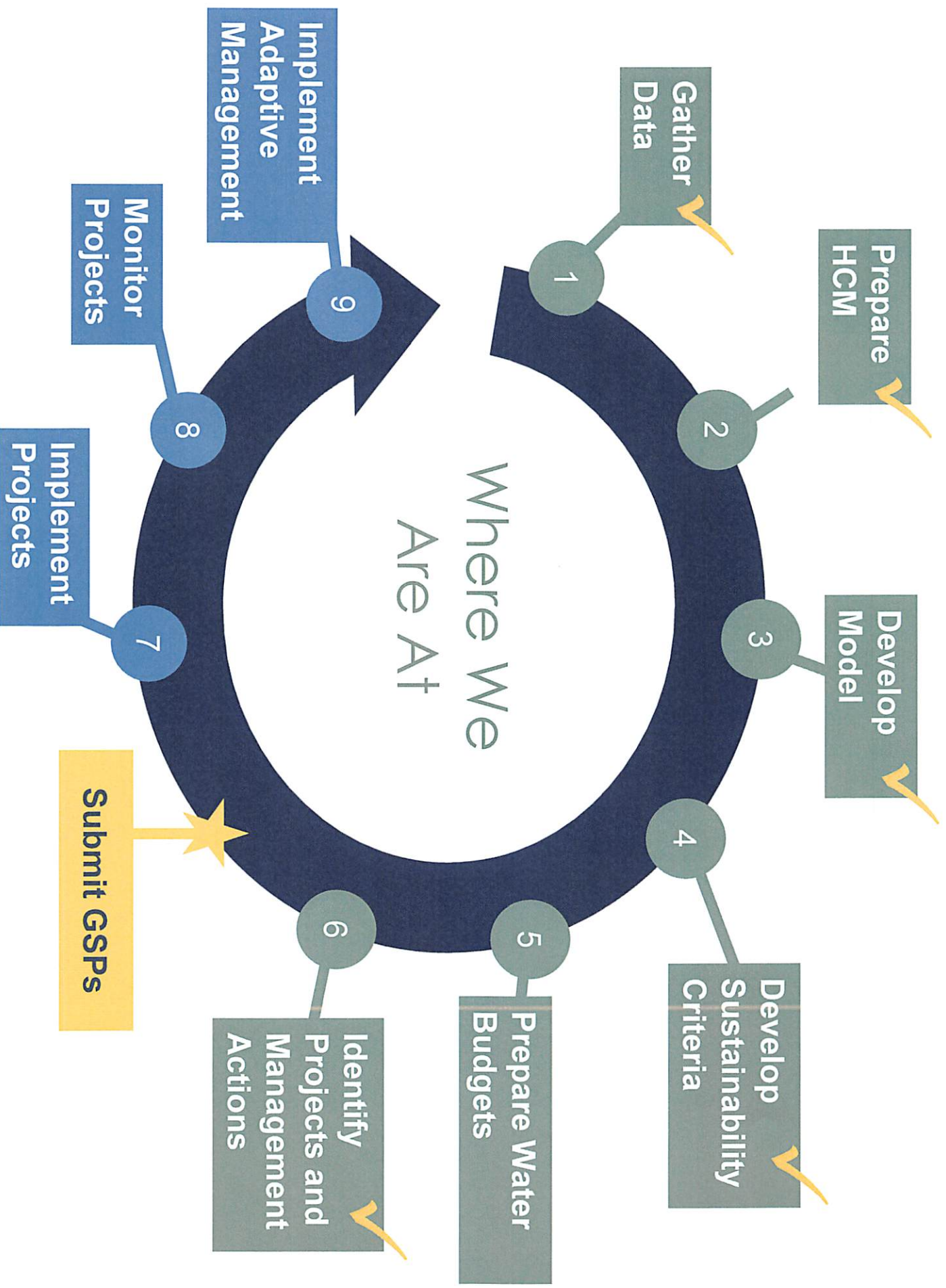


We Already Have Reliable Groundwater Supplies

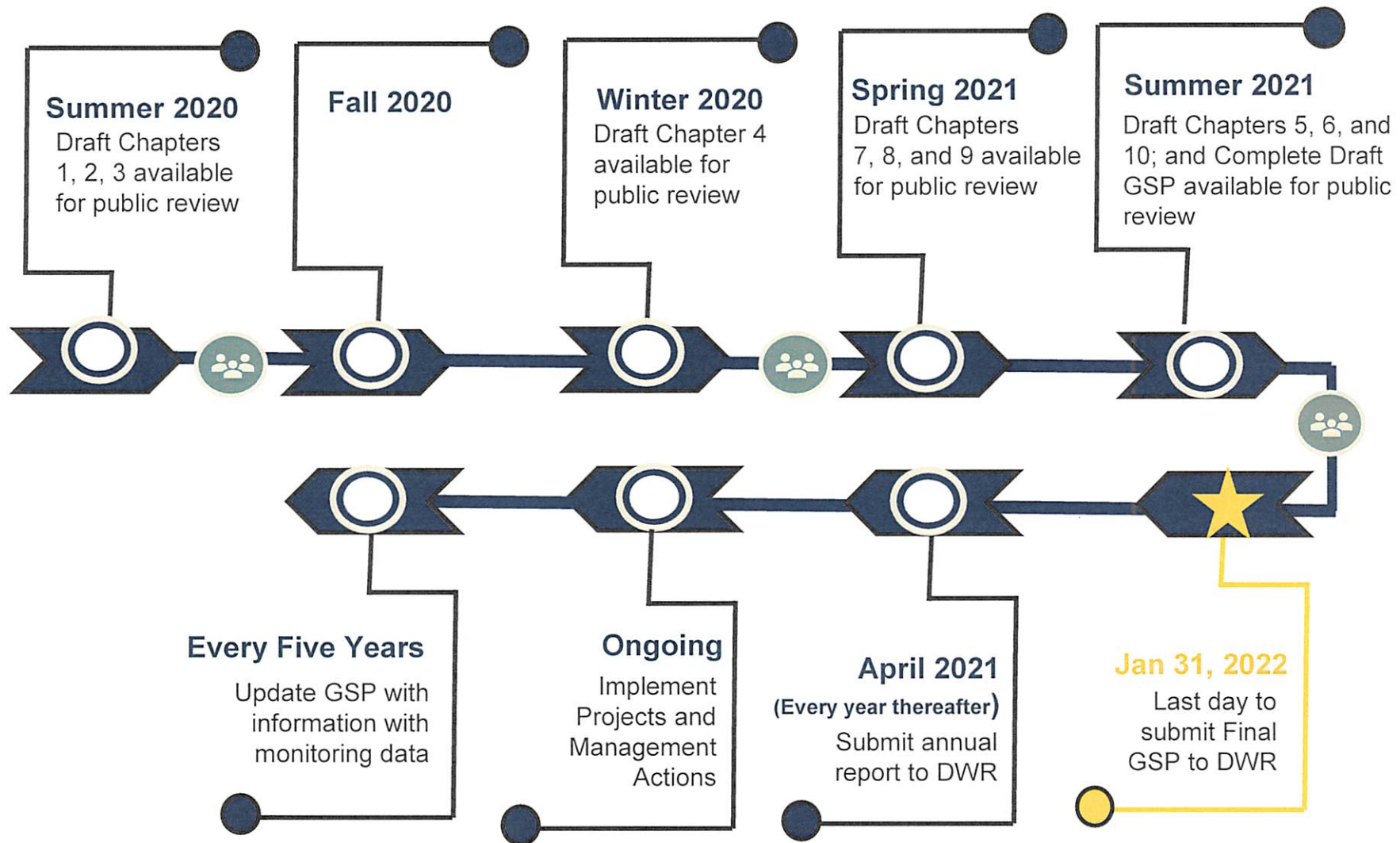
- **Not** currently considered to be in an overdraft condition
- Developing a single Groundwater Sustainability Plan
- A “road map” to preserve local control

Local agencies have collaboratively managed groundwater resources for decades.

Where Are We Today



GSP Development Timeline



= Public Workshop
or Hearing

Tracy Subbasin

Notice of Intent to Adopt the Groundwater Sustainability Plan

Groundwater Sustainability Plan Adoption Requirements

- Must be adopted at a public hearing
- GSAs must send a notice to cities and counties in the plan area at least 90-days prior to adoption (Notice of Intent to Adopt the GSP)
- All GSAs must adopt the GSP

**BYRON-BETHANY IRRIGATION DISTRICT
STAFF REPORT**

DATE: 26 JUNE, 2021
TO: BOARD OF DIRECTORS
FROM: RICK GILMORE, GENERAL MANAGER
SUBJECT: RESOLUTION 2021-17 – NOTICE OF INTENT TO ADOPT
GROUNDWATER SUSTAINABILITY PLAN

BACKGROUND:

On August 29, 2014, the California Legislature passed comprehensive groundwater legislation contained in Senate Bills 1168 and 1319 and Assembly Bill 1739, which are collectively referred to as the Sustainable Groundwater Management Act (SGMA). SGMA provides a framework for sustainable groundwater management in California.

SGMA requires government and water agencies in groundwater basins designated as medium or high priority by the California Department of Water Resources (DWR) to meet certain requirements:

- Form new Groundwater Sustainability Agencies (GSA) by June 30, 2017.
- Complete and submit a Groundwater Sustainability Plan (GSP) to DWR by January 31, 2020 for critically overdrafted basins and by January 31, 2022 for non-critically overdrafted basins.
- Update the GSP every five years.
- Achieve basin sustainability within 20 years of submitting the GSP.

As a result of a basin boundary modification, BBID overlies the East Contra Costa Subbasin, which includes six other GSAs in the Subbasin including the East Contra Costa Irrigation District, Town of Discovery Bay, City of Brentwood, Diablo Water District, Contra Costa County, City of Antioch and Diablo Water District (herein collectively referred to as the “East Contra Costa Subbasin GSAs”).

The GSP is being collaboratively developed with input from the seven GSAs, as well as input from members of public provided through monthly meetings, public workshops, and public comment periods. The Draft GSP is anticipated to be released for public comment and review in July or August 2021.

SGMA requires GSAs to adopt the final GSP at a public hearing. At least 90-days prior to the hearing, the GSA must send a notice to cities and counties within the plan area notifying them the proposed GSP. This requirement is identified in Section 10728.4 of the California Water Code, which states that:

A groundwater sustainability agency may adopt or amend a groundwater sustainability plan after a public hearing, held at least 90 days after providing

notice to a city or county within the area of the proposed plan or amendment. The groundwater sustainability agency shall review and consider comments from any city or county that receives notice pursuant to this section and shall consult with a city or county that requests consultation within 30 days of receipt of the notice. Nothing in this section is intended to preclude an agency and a city or county from otherwise consulting or commenting regarding the adoption or amendment of a plan.

It is anticipated that the final GSP for the East Contra Costa Subbasin will be brought to the Board for consideration to adopt at a regular public meeting held sometime in August through November 2021. At least 90-days prior to the adoption hearing, the GSAs in the basin will send a Notice of Intent to Adopt the GSP (Notice of Intent) to cities and counties within the GSP area. A copy of this Notice of Intent is provided as **Exhibit A**.

RECOMMENDATION:

It is the staff's recommendation the Board adopt Resolution 2021-17 authorizing a Notice of Intent to adopt the GSP for the Tracy Subbasin.

RESOLUTION 2021-17
RESOLUTION AUTHORIZING A NOTICE OF INTENT
TO ADOPT
THE EAST CONTRA COSTA SUBBASIN GROUNDWATER SUSTAINABILITY PLAN

WHEREAS, in August 2014, the California Legislature passed, and in September 2014 the Governor signed, legislation creating the Sustainable Groundwater Management Act ("SGMA") "to provide local groundwater sustainability agencies with the authority and technical and financial assistance necessary to sustainably manage groundwater" (Wat. Code, § 10720, (d));

WHEREAS, SGMA requires sustainable management through the development of groundwater sustainability plans ("GSPs"), which can be a single plan developed by one or more groundwater sustainability agency ("GSA") or multiple coordinate plans within a basin or subbasin (Wat. Code, § 10727);

WHEREAS, SGMA requires a GSA manage groundwater in all basins designated by the Department of Water Resources ("DWR") as a medium or high priority, including the East Contra Costa Subbasin;

WHEREAS, in order to exercise the authority granted by SGMA, a local agency may decide to become a GSA;

WHEREAS, the Byron-Bethany Irrigation District (BBID or District) is a local agency as defined by SGMA;

WHEREAS, on March 21, 2017, the District Board of Directors adopted Resolution No. 2017-5, thereby deciding to become the GSA for the areas of the Tracy Subbasin (Subbasin No. 5-22.15) within the District boundaries in Contra Costa and San Joaquin Counties, and both within and outside the District boundaries in Alameda County;

WHEREAS, the District subsequently transmitted notice of its intent to become a GSA consistent with Resolution No. 2017-5 to DWR, and following the required notice, became the GSA for the areas of the Tracy Subbasin within the District boundaries in Contra Costa and San Joaquin Counties, and both within and outside the District boundaries in Alameda County;

WHEREAS, on February 11, 2019, DWR released the final basin boundary modification for the Tracy Subbasin, and thereby divided the Tracy Subbasin into the East Contra Costa and Tracy Subbasins;

WHEREAS, BBID has the authority to draft, adopt, and implement a GSP (Wat. Code, § 10725 *et seq.*); and

WHEREAS, BBID is coordinating with the other GSAs in the East Contra Costa Subbasin to draft a single GSP;

WHEREAS, SGMA requires a GSA to adopt a GSP at a public hearing at least 90 days after providing notice to a city or county within the area of the proposed plan (Wat. Code, § 10728.4).

NOW, THEREFORE, BE IT RESOLVED that the Board of Directors hereby approves and authorizes the filing of the Notice of Intent, attached as Exhibit "A", to adopt the Final East Contra Costa Subbasin GSP.

PASSED AND ADOPTED at a Rescheduled Meeting of the Board of Directors of Byron-Bethany Irrigation District on 29 June 2021 by the following vote:

AYES: ALVAREZ, KAGEHIRO, M.MAGGIORE, T.MAGGIORE, PEREIRA, TUSO

NOES:

ABSENT: ENOS

ABSTAIN:

/s/ Russell Kagehiro

Mr. Russell Kagehiro, President

Secretary's Certification

I, Kelley Geyer, Deputy Secretary of the Board of Directors of Byron-Bethany Irrigation District, do hereby certify that the foregoing Resolution is a true and correct copy entered into the Minutes of the Rescheduled Meeting of 29 June, 2021, at which time a quorum was present, and no motion to amend or rescind the above resolution was made.

Kelley Geyer, Deputy Secretary



June 25, 2021

County Administrator's Office
1025 Escobar Street 4th Floor
Martinez, CA 94553

Subject: Notification of Proposed Groundwater Sustainability Plan for the
East Contra Costa Sub basin

Dear Contra Costa County Administrator's Office:

RICK GILMORE
General Manager
Secretary

In accordance with California Water Code Section 10728.4, this letter serves as written notification for the East Contra Costa Sub basin – Byron-Bethany Irrigation District (GSA) to adopt a Groundwater Sustainability Plan at the conclusion of a public hearing held at least 90 days from providing this notice. California Water Code Section 10728.4 also requires the GSA to review and consider any comments received from the County in response to this notice, and to consult with the County if requested within thirty days of receipt of this notice.


If you have any questions, please free to contact Rick Gilmore, or Kelley Geyer 209-835-0375.

Please feel free to contact me if you have any questions.

Very truly yours,


BYRON BETHANY IRRIGATION DISTRICT

CERTIFIED MAIL™



7008 1140 0001 8120 7903
7008 1140 0001 8120 7903

U.S. Postal Service™	
CERTIFIED MAIL™ RECEIPT	
(Domestic Mail Only; No Insurance Coverage Provided)	
For delivery information visit our website at www.usps.com	
OFFICIAL USE	
Postage	\$
Certified Fee	
Return Receipt Fee (Endorsement Required)	
Restricted Delivery Fee (Endorsement Required)	
Total Postage & Fees	\$ 16.86
Sent To <i>County Administrator's Office</i>	
Street, Apt. No., or PO Box No. <i>1025 Escobar Street 4th Floor</i>	
City, State, ZIP+4 <i>Martinez CA 94553</i>	

PS Form 3800, August 2006 See Reverse for Instructions

FIRST-CLASS



*** PITNEY BOWES ***
US POSTAGE
\$ 016.86⁰
02 7H
0001243654 JUN 25 2021
MAILED FROM ZIP CODE 94514

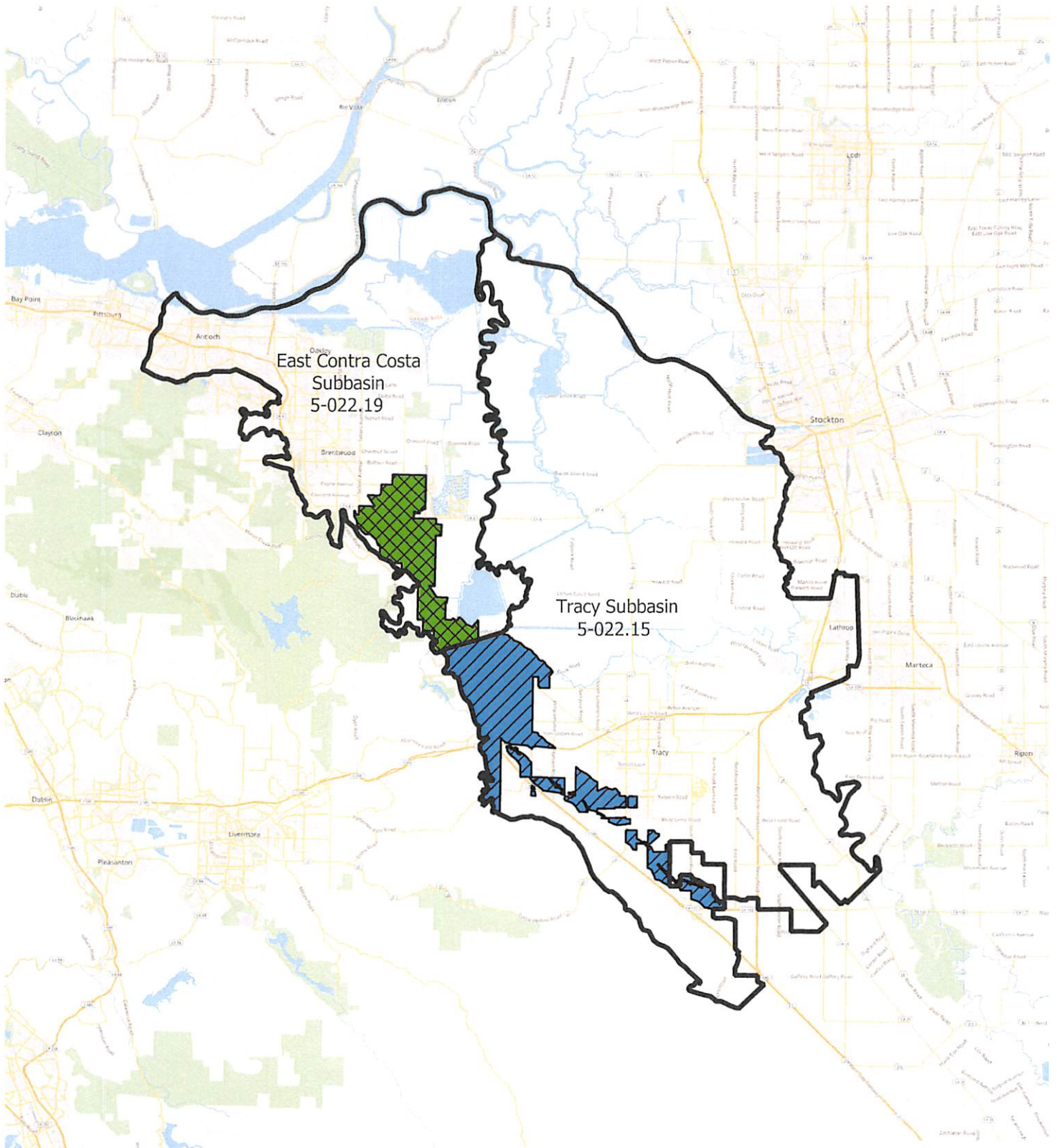





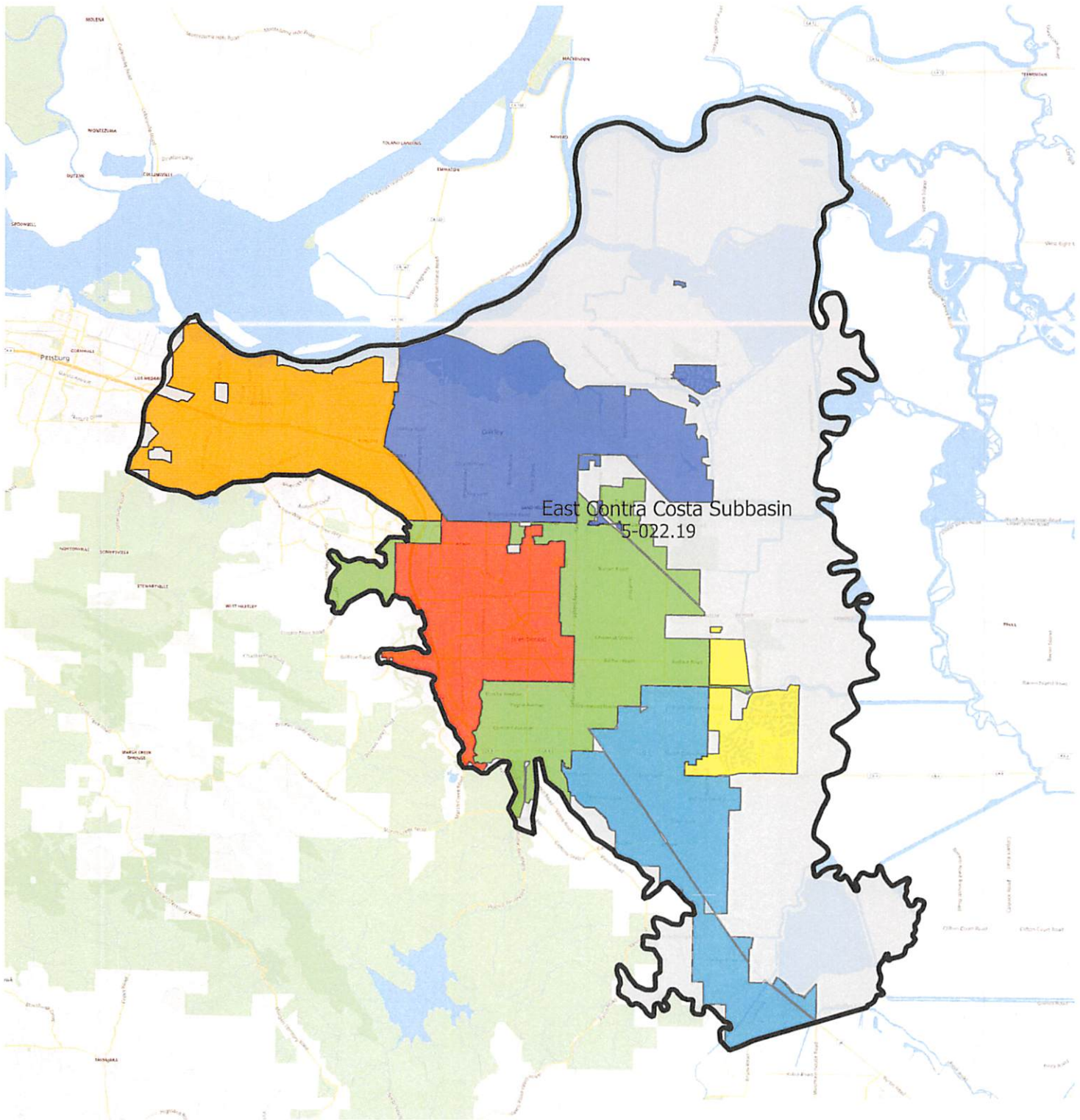
Exhibit A



0 2 4 6 8 10 mi



-  Revised B-118 Subbasin Boundaries
-  Byron-Bethany ID GSA in 5-022.19
-  Byron-Bethany ID GSA in 5-022.15



East Contra Costa Subbasin
5-022.19

Exhibit B

- B-118 5-022.19 Subbasin Boundary
- Byron-Bethany ID GSA in 5-022.19
- City of Antioch GSA
- City of Brentwood GSA
- Contra Costa County GSA
- Discovery Bay CSD GSA
- Diablo Water District GSA
- East Contra Costa ID GSA



East Contra Costa Groundwater Sustainability Workshop

Wednesday, June 23, 2021 3:30 – 5:30 PM

Workbook

Contents

Meeting Agenda.....	2
Working Group Representatives.....	3
Common Terms	3
Participation Practices	4
The Sustainable Groundwater Management Act.....	5
Groundwater Sustainability Agencies and Groundwater Sustainability Plans.....	5
Sustainability Goal.....	5
SGMA and the East Contra County Subbasin.....	6
Boundary Modification	6
East Contra Costa Subbasin and GSP Decision Making	6
Public Participation	8
Beneficial Users	8
ECC Subbasin Sustainability Goal	9
GSP Principles	9
GSP Table of Contents.....	10
Groundwater Monitoring Maps	16
GSP Schedule	22

Meeting Agenda
Wednesday, June 23, 2021
3:30 – 5:30 PM

#	Time	Content	Presenter
1.	3:30 p.m.	Formal Convening <ul style="list-style-type: none">• Welcome and Greetings• Introductions• Ground Rules• Introduction to SGMA	Contra Costa County Supervisor Diane Burgis and Lisa Beutler, Stantec
2.	3:45 p.m.	East Contra Costa Subbasin and SGMA <ul style="list-style-type: none">• ECC GSAs• GSP Process• Existing Basin Condition	Ryan Hernandez, Contra Costa County Water Agency
3.	3:52 p.m.	Introduction and Key Findings in the GSP <ul style="list-style-type: none">• Basin Setting• Basin Conditions: Groundwater levels and quality• Basin Conditions: Subsidence and seawater intrusion• Q&A	Tom Elson, Luhdorff & Scalmanini, Consulting Engineers (LSCE)
4.	4:10 p.m.	Understanding Undesirable Results in the context of the ECC GSP (Section 7) <ul style="list-style-type: none">• Q&A	Dan Muelrath, Diablo Water District (DWD)
5.	4:20 p.m.	Technical Work and Findings to Date <ul style="list-style-type: none">• Water Budget (Section 5)• Monitoring (Section 6)• Sustainable Management Criteria (Section 7)• Projects and Management Actions (Section 8)• GSP schedule• Q&A	Tom Elson (LSCE)
6.	4:55 p.m.	GSP Implementation (Section 9) <ul style="list-style-type: none">• Emerging ideas	Aaron Trott, East Contra Costa Irrigation District
7.	5:05 p.m.	Additional Public Comment	Lisa Beutler, Stantec
8.	5:20 p.m.	Closing Comments and Next Steps	Paul Seger, Board President, DWD
9.	5:30 p.m.	Adjourn	Lisa Beutler, Stantec

Working Group Representatives

This workshop is sponsored by the eight local agencies that overlay the East Contra Costa (ECC) Groundwater Subbasin.

On May 9, 2017, the agencies entered into a Memorandum of Understanding to collaborate and develop a single Groundwater Sustainability Plan (GSP) for the subbasin. The member agencies designated a representative to participate in a Working Group responsible for shepherding the plan development. The points of contact for the GSP Working Group follow:

City of Antioch	Scott Buenting	sbuenting@ci.antioch.ca.us	(925) 779-6129
City of Brentwood	Eric Brennan	ebrennan@brentwoodca.gov	(925) 516-6020
Byron Bethany Irrigation District	Rick Gilmore	r.gilmore@bbid.org	(209) 835-0375
Contra Costa County	Ryan Hernandez	ryan.hernandez@dcd.cccounty.us	(925) 674-7824
Contra Costa Water District	Jill Mosley	jmosley@ccwater.com	(925) 688-8127
Diablo Water District	Dan Muelrath	dmuelrath@diablowater.org	(925) 625-3798
Diablo Water District	Paul Seger	pseger@diablowater.org	(714) 504-0838
Town of Discovery Bay	Mike Davies	mdavies@toddb.ca.gov	925-625-6159
East Contra Costa Irrigation District	Aaron Trott	atrott@eccid.org	(925) 634-3544

Common Terms

ECC Subbasin – East Contra Costa Subbasin

GSA – Groundwater Sustainability Agency

GSP – Groundwater Sustainability Plan

MO – Measurable Objective

MT – Minimum Threshold

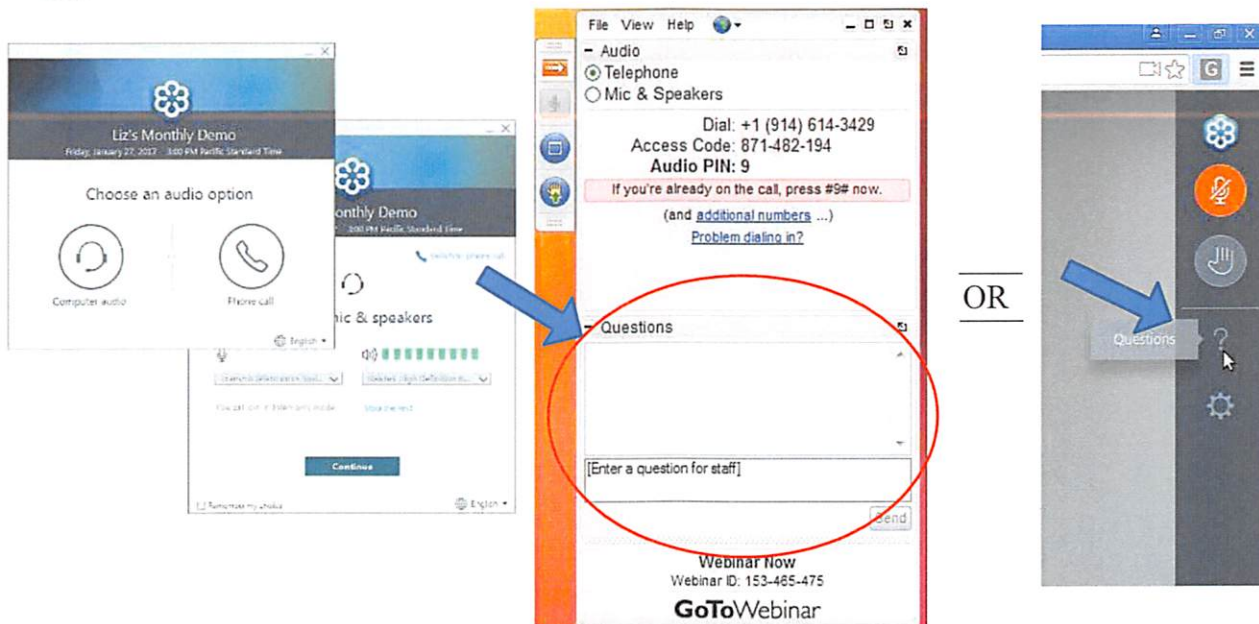
SGMA – Sustainable Groundwater Management Act

A copy of the PRESENTATION POWERPOINT and VIDEO RECORDING will be available after the session. Links to materials will be sent via email to everyone that sent an RSVP to the meeting. It will also be available at:

<https://www.eccc-irwm.org/about-sgma>

Participation Practices

Participants are invited to submit questions and comments via the webinar written question box.



You will also have an opportunity to raise your hand and offer ideas verbally.

The important controls look like this:

Make sure to mute yourself when not speaking.



JOIN THE DISCUSSION

The best way to join the session is with a headset. If you are on your phone you must enter the ACCESS code that came with your log in information AND the PIN number that is in your control panel once you log in.

The phone number is also located in the Audio Section on the tool bar on your screen once you are logged in.

AUDIO CHALLENGES?

If you have audio issues it often works to switch to your phone or log-out and log in again.

Key agreements to allow for productive outcomes:

- Use common conversational courtesy.
- All ideas and points of view have value.
- Encourage innovation by listening to all ideas.
- Humor is welcome.
- Be comfortable.

ASKING QUESTIONS AFTER THE MEETING: Email groundwaterinfo@dcd.cccounty.us

The Sustainable Groundwater Management Act

The Sustainable Groundwater Management Act (SGMA), effective January 1, 2015, established a framework of priorities and requirements to facilitate sustainable groundwater management throughout California. The intent of the SGMA mandate is for groundwater to be managed by local public agencies (Groundwater Sustainability Agencies [GSAs]) to ensure a groundwater basin is operated within its sustainable yield through the development and implementation of a Groundwater Sustainability Plan (GSP or Plan).

Groundwater Sustainability Agencies and Groundwater Sustainability Plans

Any local public agency that has water supply, water management, or land use responsibilities in a basin can decide to become a GSA. A single local agency can decide to become a GSA, or a combination of local agencies can decide to form a GSA by using either a Joint Power Authority, a memorandum of agreement, or another legal agreement. If no agency assumes this role the GSA responsibility defaults to the County; however, the County may decline.

A GSP may be any of the following (California Water Code Section 10727[b]):

- A single plan covering the entire basin developed and implemented by one GSA.
- A single plan covering the entire basin developed and implemented by multiple GSAs.

Sustainability Goal

Each GSP must include a sustainability goal for the basin to manage groundwater in a manner that avoids undesirable results within 20 years of the statutory deadline (i.e., by or before January 31, 2042). The ECC Subbasin Sustainability Goal can be found on page 9 of this workbook.

“Undesirable result means one or more of the following effects caused by groundwater conditions occurring throughout the basin” (Water Code §10721.x):

1. Chronic lowering of groundwater levels indicating a significant and unreasonable depletion of supply if continued over the planning and implementation horizon. Overdraft during a period of drought is not sufficient to establish a chronic lowering of groundwater levels if extractions and groundwater recharge are managed as necessary to ensure that reductions in groundwater levels or storage during a period of drought are offset by increases in groundwater levels or storage during other periods.
2. Significant and unreasonable reduction of groundwater storage.
3. Significant and unreasonable seawater intrusion.
4. Significant and unreasonable degraded water quality, including the migration of contaminant plumes that impair water supplies.
5. Significant and unreasonable land subsidence that substantially interferes with surface land uses.
6. Depletions of interconnected surface water that have significant and unreasonable adverse impacts on beneficial uses of the surface water.

SGMA and the East Contra County Subbasin

The ECC Subbasin, also referred to as San Joaquin Valley-East Contra Costa (5-022.19), is a medium priority groundwater basin based on the Groundwater Basin Prioritization by the State Department of Water Resources (DWR) (**Figure 1**). The ECC Subbasin's boundaries are generally defined by the San Joaquin River on the north, Old River on the East, the Contra Costa County boundary on the south, and the non-water bearing geologic units on the west. As mentioned above, the ECC Subbasin is contained entirely within Contra Costa County and underlies all or portions of the Cities of Antioch, Oakley, Brentwood, the Town of Discovery Bay and the communities of Bethel Island, Byron and Knightsen.

Boundary Modification

The original boundary of the Tracy Groundwater Subbasin included the jurisdiction of multiple cities and the counties of Contra Costa and San Joaquin. To streamline the development of the required GSP, the GSAs in Contra Costa and San Joaquin Counties, on September 6, 2018 applied to the State to divide the Tracy Subbasin along the border of Contra Costa and San Joaquin Counties. On February 11, 2019, the Department of Water Resources approved the division and established the East Contra Costa Subbasin.

East Contra Costa Subbasin and GSP Decision Making

Eight local agencies that overlay the Basin entered into a Memorandum of Understanding (MOU) on May 9, 2017 to collaborate and develop a single GSP for the East CC Basin. With the exception of Contra Costa Water District, each member agency has also become Groundwater Sustainability Agency (GSA). Following are the seven GSAs incorporated into the new ECC Subbasin:

1. City of Brentwood GSA
2. East Contra Costa Irrigation District GSA
3. County of Contra Costa GSA
4. Discovery Bay Community Services District GSA
5. Diablo Water District GSA
6. City of Antioch GSA
7. Byron-Bethany Irrigation District GSA

See page 7 (**Figure 1**) for a map of the GSAs and the ECC subbasin.

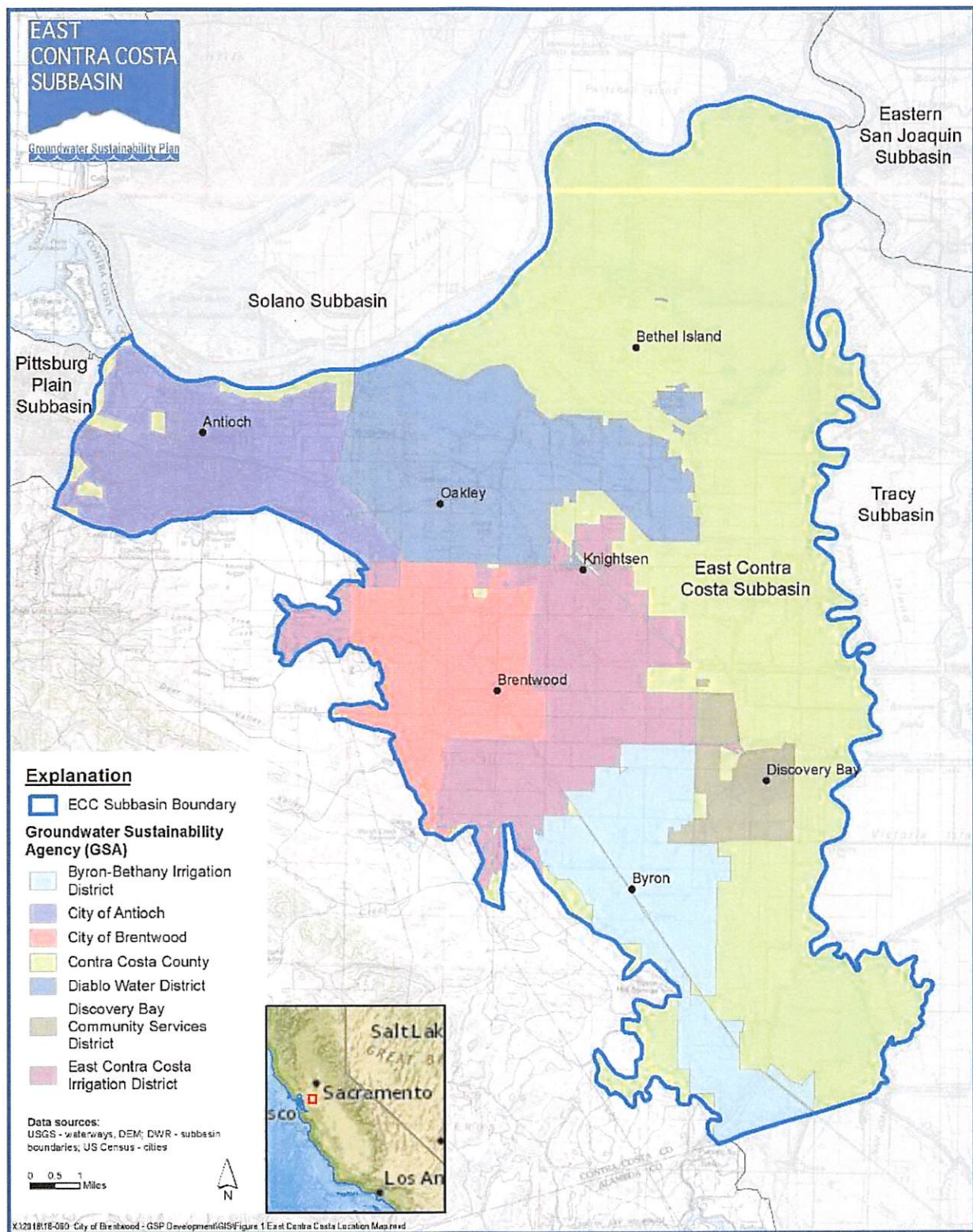


Figure 1. ECC Subbasin and GSAs.

Public Participation

SGMA includes required actions to ensure that GSPs are developed and implemented in close coordination with stakeholders, interested parties, and members of the public. Examples of this legislative intent include required public hearings, public notifications and establishment of an interested party database. These requirements were then rolled up within Water Code Section 10723.8 (a)(4) and obligate each GSA to provide a detailed explanation of how the interests of beneficial users would be considered in the development and operation of the GSA and development and implementation of the GSP.

It is the responsibility of each GSA to conduct outreach to its constituencies and fulfill the outreach and engagement requirements of SGMA. In the ECC Subbasin, a Communications Subcommittee coordinates these activities across the GSAs to engage stakeholders more efficiently and effectively.

Beneficial Users

California Water Code requires each GSA to consider the interests of all beneficial users and users of groundwater within the Subbasin, as well as those responsible for implementing GSPs. Following are the Required Interested Parties for the purpose of mandated outreach:

Holders of overlying groundwater rights, including:

- Agricultural users
- Domestic well owners
- Municipal well operators
- Public water systems
- Local land use planning agencies
- Environmental users of groundwater
- Surface water users, if there is a hydrologic connection between surface and groundwater bodies
- The federal government, including, but not limited to, the military and managers of federal lands
- California Native American tribes
- Disadvantaged communities, including, but not limited to, those served by private domestic wells or small community water systems
- Entities listed in Section 109273 that are monitoring and reporting groundwater elevations in all or a part of a groundwater basin managed by the groundwater sustainability agency.

Groundwater Sustainability Plans (GSPs)

Under SGMA, GSPs must include:

- Basin setting description of groundwater conditions
- Hydrogeologic conceptual model (i.e., how aquifers react to stresses in the basin and the interaction of surface and groundwater systems)
- Determine data gaps and uncertainties
- Water budget accounting for surface and groundwater inflows and outflows
- Baseline conditions for supply, demand, hydrology, and surface water supply reliability
- Sustainable Management criteria
- Establish minimum thresholds and measurable objectives
- Establish monitoring network and protocols for each sustainability indicator
- Identify projects and management actions to achieve or maintain sustainability
- Public communication and engagement

ECC Subbasin Sustainability Goal

The sustainability goal for the ECC Subbasin GSP is to manage the groundwater subbasin to:

- Protect and maintain safe and reliable sources of groundwater for all beneficial uses and users.
- Ensure current and future groundwater demands accounting for changing groundwater conditions due to climate change.
- Establish and protect sustainable yield for the Subbasin by achieving measurable objectives set forth in this GSP in accordance with implementation and planning periods.
- Avoid undesirable results defined under SGMA.

GSP Principles

The following points reflect principles embodied in the ECC Subbasin GSP:

- Continued public outreach to all interested parties and stakeholders.
- Adaptively manage the ECC monitoring networks.
- Prioritize environmental justice and groundwater dependent ecosystems.
- Protect the groundwater supply of potentially underrepresented communities.
- View the use and protection of groundwater as an integral part of long-term water management strategies.
- Protect and maintain sufficient groundwater storage to provide operational flexibility...
- Acknowledge that within the ECC Subbasin there are criteria and solutions that are regionally appropriate.
- Continued cooperative water resources management by GSAs and other water agencies.

Below is the East Contra Costa Subbasin GSP Table of Contents. Sections 1, 2, 3, 4, 6, 7, 8, and 9 are now available online [here](#) and you may comment on Sections 1, 2, 3, and 6 by responding to the associated survey. A survey for Sections 7, 8, and 9 will be on the website in the coming weeks. Sections 5 will be available for public review at the beginning of Quarter 3.

SECTION 1 AND 2

1. Introduction.....	1-1
1.1. Background.....	1-1
1.1.1. Purpose of the Groundwater Sustainability Plan	1-1
1.1.2. Sustainability Goal.....	1-1
1.1.3. Description of the East Contra Costa Subbasin	1-1
1.2. Agency Information.....	1-2
1.2.1. GSAs in East Contra Costa Subbasin.....	1-2
1.2.2. Agency Names and Mailing Addresses	1-4
1.2.3. Agencies' Organization, Management Structure, and Legal Authority of the GSAs and CCWD.....	1-5
1.2.4. Governance Structure.....	1-7
1.2.5. Description of Initial Notification.....	1-7
1.3. Report Organization and Elements Guide	1-8
2. Plan Area	2-1
2.1. Description of Plan Area.....	2-1
2.1.1. Summary of Jurisdictional Areas and Other Features (§354.8 a and b)	2-1
2.1.2. Density of Wells.....	2-12
2.2. Water Resources Monitoring and Management Programs (10727G) (§354.8c, d, and e).....	2-19
2.2.1. CASGEM and Historical Groundwater Level Monitoring	2-19
2.2.2. Department of Water Resources (DWR) and EWM.....	2-21
2.2.3. Groundwater Ambient Monitoring and Assessment Program (GAMA)	2-21
2.2.4. GeoTracker	2-21
2.2.5. California Division of Drinking Water (DDW).....	2-21
2.2.6. U.S. Geological Survey (USGS).....	2-21
2.2.7. Subsidence Monitoring	2-21
2.2.8. Climate Monitoring.....	2-23
2.2.9. Incorporating Existing Monitoring Programs into the GSP.....	2-23
2.2.10. Limits to Operational Flexibility.....	2-23
2.2.11. Conjunctive Use.....	2-23
2.3. Land Use Elements or Topic Categories of Relevant General Plans (§354.8a and f)	2-24
2.3.1. Current and Historical Land Use.....	2-24
2.3.2. Disadvantaged Area: DAC, SDAC and EDA	2-28
2.3.3. Water Use Sector and Water Source Type.....	2-33
2.3.4. General Plans	2-33
2.3.5. Water Management Plans	2-38
2.4. County Well Construction, Destruction and Permitting	2-40
2.4.1. Wellhead Protection and Well Permitting.....	2-40
2.5. Additional Plan Elements (WCS 10727.4)	2-42
2.6. References	2-43

SECTION 3

3. Basin Setting.....	3-1
3.1 Overview.....	3-1
3.2 Hydrogeological Conceptual Model	3-1
3.2.1 Regional Geological and Structural Setting.....	3-1
3.2.2 Faults and Structural Features.....	3-7
3.2.3 Basin Boundaries	3-8
3.2.4 Geologic Cross Sections and Depositional Facies Model.....	3-11
3.2.5 Principle Aquifers and Aquitards.....	3-15
3.2.6 Soil Characteristics	3-16
3.2.7 Recharge and Discharge Areas	3-22
3.2.8 Imported Supplies	3-28
3.2.9 Surface Water Bodies.....	3-28
3.2.10 HCM Data Gaps and Uncertainty	3-28
3.3 Groundwater Conditions	3-30
3.3.1 Groundwater Levels.....	3-30
3.3.2 Groundwater Elevation Contours.....	3-38
3.3.3 Storage	3-43
3.3.4 Seawater Intrusion.....	3-44
3.3.5 Groundwater Quality.....	3-48
3.3.6 Groundwater Contamination Sites	3-59
3.3.7 Land Subsidence	3-62
3.3.8 Interconnected Surface Water Systems.....	3-66
3.3.9 Groundwater Dependent Ecosystems	3-68
3.4 References.....	3-77

SECTION 4

4.0 Historical, Current and Projected Water Supply	4-1
4.1 Land Uses.....	4-1
4.2 Population Trends	4-5
4.3 Water Demands, Supplies and Utilization	4-8
4.3.1 Historic and Current Water Supplies	4-8
4.3.2 Projected Water Demands and Supplies	4-18
4.3.3 Water Availability and Reliability	4-19
4.4 References.....	4-21

SECTION 5

5 Water Budget (§ 354.18).....	5-2
5.1 East Contra Costa Subbasin Hydrologic Base Period.....	5-2

5.2	Summary of Water Year 2015 Hydrologic Conditions.....	5-3
5.3	Projected 50-Year Hydrology (§354.18c3).....	5-3
5.4	Water Budget Framework.....	5-3
5.4.1	Surface Water Inflows and Outflows.....	5-3
5.4.2	Groundwater Inflows and Outflows.....	5-4
5.4.3	Change in Storage.....	5-4
5.5	Groundwater/Surface Water Flow Model.....	5-5
5.5.1	Evaluation of Existing Integrated Hydrologic Models.....	5-5
5.5.2	Selection of and Refinements to Model Platform.....	5-6
5.5.3	Projected (Future) model scenario(s).....	5-7
5.6	Subbasin Water Budget Results (§354.18a, b, c and d).....	5-8
5.6.1	Inflows and Outflows Entering and Leaving the Basin.....	5-8
5.6.2	Quantification of Groundwater Inflow.....	5-20
5.6.3	Quantification of Groundwater Outflow.....	5-22
5.6.4	Change in Groundwater Storage.....	5-24
5.6.5	Water Year Types.....	5-26
5.6.6	Historic Water Budget.....	5-28
5.6.7	Projected 50-Year Water Budget.....	5-31
5.6.8	Water Budget Summary.....	5-37
5.7	Groundwater Level Change in Storage Analysis.....	5-39
5.8	Sensitivity Analysis.....	5-39
5.9	East Contra Costa Subbasin Sustainable Yield.....	5-39
5.10	GSA Area Water Budget Result.....	5-40

SECTION 6

6.	Monitoring Network and Data Management System.....	6-1
6.1	Monitoring Network Objectives (CCR§354.34, §354.38).....	6-1
6.2	Monitoring Networks.....	6-2
6.2.1.	Basin-Wide and Representative Monitoring Networks.....	6-2
6.2.2.	Groundwater Level Monitoring Network.....	6-3
6.2.2.1.	Basin-wide Groundwater Level Monitoring Network.....	6-4
6.2.2.2.	Representative Monitoring Network.....	6-7
6.2.2.3.	Spatial Density of Groundwater Level Monitoring Network.....	6-11
6.2.2.4.	Frequency and Timing of Groundwater Level Monitoring.....	6-12
6.2.2.5.	Groundwater Level Data Gap.....	6-12
6.2.2.6.	Plan to Fill Groundwater Level Data Gaps.....	6-12
6.2.3.	Groundwater Quality Monitoring Network.....	6-14
6.2.3.1.	Basin-wide Groundwater Quality Monitoring Network.....	6-15
6.2.3.2.	Representative Groundwater Quality Monitoring Network.....	6-18

6.2.3.3. Spatial Density, Frequency, and Data Gaps of Groundwater Quality Monitoring Network.....	6-18
6.2.4. Seawater Intrusion Monitoring Network	6-18
6.2.5. Land Subsidence Monitoring Network	6-21
6.2.6. Interconnected Surface Water Monitoring Network	6-23
6.3 Protocols for Data Collection and Monitoring (§ 352.2)	6-26
6.4 Data Gaps	6-26
6.5 Ongoing Monitoring Network Evaluation	6-27
6.6 Groundwater Data Management	6-27
6.7 Data Management System (§ 352.6).....	6-28
6.8 Data Use and Disclosure	6-28
6.9 Data Submittals	6-28
6.10 Reporting.....	6-28
6.11 References.....	6-28

SECTION 7

7. Sustainable Management Criteria.....	7-1
7.1 Process to Establish Sustainable Management Criteria	7-3
7.2 Sustainability Goal.....	7-4
7.2.1 Goal Description	7-4
7.2.2 Historical, Existing and Potential Future Conditions of Undesirable Results	7-5
7.2.3 Measures to be Implemented	7-6
7.2.4 Explanation of How Sustainability Goal will be Achieved	7-6
7.3 Sustainability Indicators.....	7-7
7.3.1 Chronic Lowering of Groundwater Levels	7-7
7.3.2 Reduction in Groundwater Storage.....	7-17
7.3.3 Seawater Intrusion.....	7-18
7.3.4 Degraded Water Quality	7-21
7.3.5 Land Subsidence	7-26
7.3.6 Depletions of Interconnected Surface Waters.....	7-29
7.4 References.....	7-32

SECTION 8

8	Projects and Management Actions (§ 354.44)	8-1
8.1	Projects	8-1
8.1.1	Project Identification	8-1
8.1.2	Project Implementation	8-1
8.1.3	List of Projects	8-1
8.1.4	Planned Projects	8-4
8.1.4.1	Project 1: City of Antioch Brackish Water Desalination Project	8-4
8.1.4.2	Project 2: Northeast Antioch Annexation Water and Sewer Facility Installation	8-5
8.1.4.3	Project 3: Non-Potable Storage Facility and Pump Station	8-6
8.1.4.4	Project 4: Citywide Non-Potable Water Distribution System	8-8
8.1.4.5	Project 5: Treatment and Reuse of Alternative Water Supplies	8-9
8.2	Management Actions	8-10
8.2.1	Water Conservation and Demand Management	8-11
8.2.2	Develop a System to Quantify De-minimis Use	8-12
8.3	References	8-12

SECTION 9

9	Plan Implementation	9-1
9.1	Estimate of GSP Implementation Costs	9-1
9.1.1	Implementation Agreement	9-4
9.1.2	Community Outreach and Education	9-4
9.1.3	Monitoring and Reporting	9-4
9.1.3.1	Monitoring and Data Management	9-4
9.1.3.2	Reporting	9-5
9.1.4	Grant Writing	9-5
9.1.5	Response DWR Comments on the ECC GSP	9-5
9.1.6	Contingencies	9-5
9.1.7	Legal Services	9-5
9.1.8	Funding Sources	9-6
9.2	Schedule for Implementation	9-6
9.3	Initial and Subsequent Annual Reporting	9-8
9.3.1	GSP Annual Report Module	9-9
9.4	Periodic (5-Year) Evaluation and Reporting	9-9

SECTION 10**10 Outreach and Communication****SECTION 11****11 References**



Contact: groundwaterinfo@dcc.cccounty.us
Website: <https://www.ecc-irwm.org/sgma>

Protecting Groundwater in the East Contra Costa Subbasin

A Vital Resource

Families, farms and businesses throughout the East Contra Costa Subbasin rely on our critically important groundwater supply. Groundwater supports fish, wildlife, and natural habitats as well.

Groundwater is water below ground contained in formations known as aquifers, which supply significant quantities of water to wells and springs. It is essential that we:

- Preserve the quality and availability of local and imported water supplies;
- Sustain groundwater supplies and meet water needs during future droughts;
- Anticipate and avoid negative environmental impacts due to groundwater use;
- Protect the long-term availability and quality of groundwater through collaborative, proactive local management.

Our Collective Commitment

Counties and agencies within the East Contra Costa Subbasin have monitored groundwater resources for decades.

With long-term data and recent studies providing key guidance, we're committed to:

- Develop and implement refined groundwater data collection procedures;
- Provide detailed reporting on annual groundwater conditions and trends and;
- Work together to implement an action plan as required by the Sustainable Groundwater Management Act (SGMA).

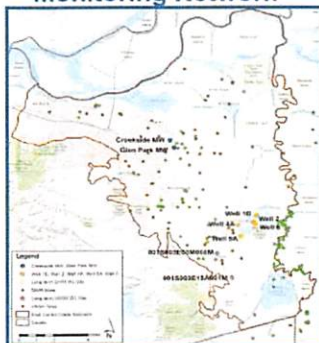
Providing for the Future

SGMA provides us with an opportunity to gain a deeper understanding of our local groundwater, ensuring we sustainably manage this important supply for future generations.

We will focus on the following issues:

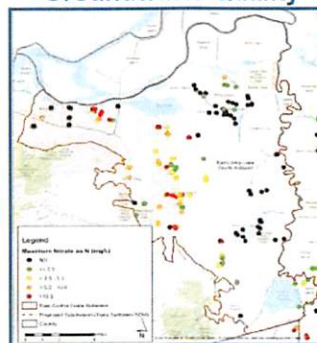
- How does groundwater move through our aquifer system?
- What is the overall status of the groundwater aquifers within the subbasin?
- What are the amounts of loss and replenishment to creeks, rivers, and aquifers?
- What are the key relationships between groundwater and surface water in our creeks, rivers and other bodies of water?

Monitoring Network



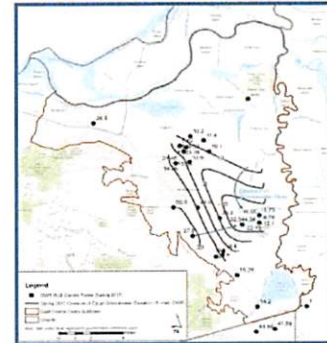
A combination of municipal wells, agricultural wells, dedicated monitoring wells, & other surface water or groundwater monitoring sites across multiple agencies can be used for monitoring and understanding surface water and groundwater conditions.

Groundwater Quality



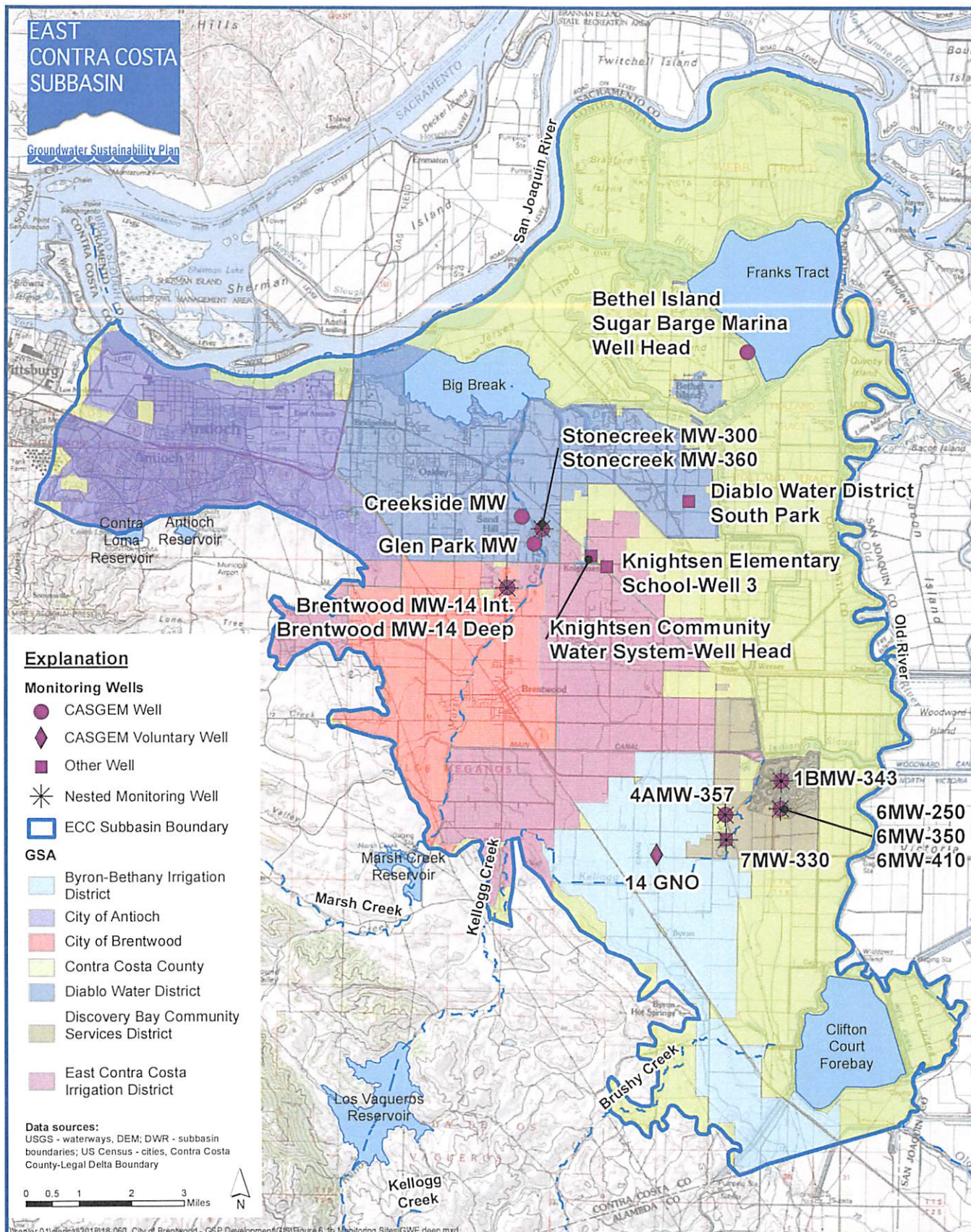
California has an enforceable drinking water regulation for Nitrate as Nitrogen, (e.g. Maximum Contaminant Level of 10 mg/L [10 ppm]) that is based on the best available science to prevent potential health problems.

Groundwater Levels



The California Department of Water Resources maintains the California Statewide Groundwater Elevation Monitoring (CASGEM) Program since 2009 to track seasonal and long-term groundwater elevation trends in groundwater basins statewide. Additional groundwater level monitoring data are also collected in the East Contra Costa Subbasin by local entities.

Groundwater Monitoring



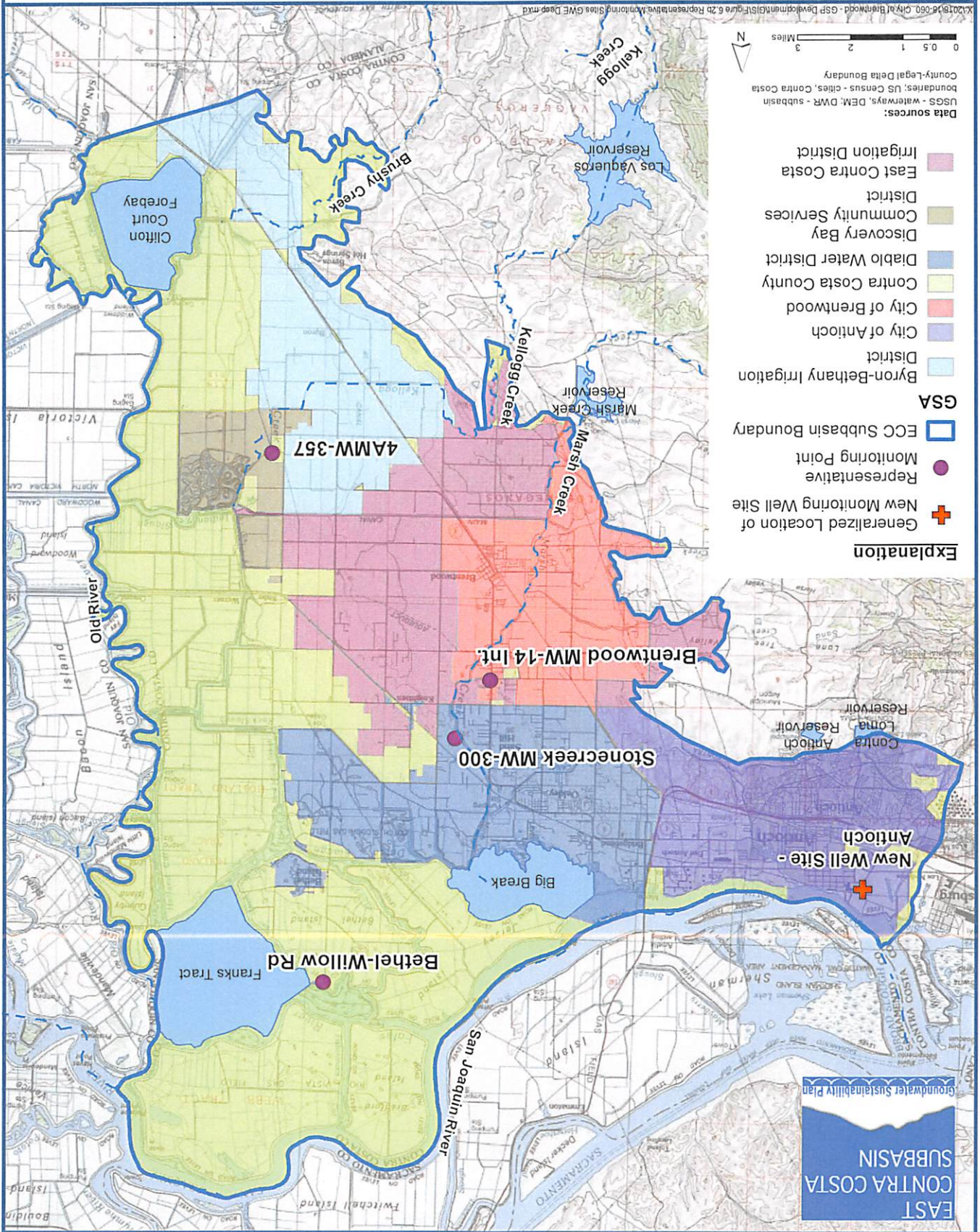


Luhdorff &
Scalmanini
Consulting Engineers

East Contra Costa Subbasin Groundwater Sustainability Plan
Contra Costa County, California

Figure 6-2b

Representative Groundwater Level Monitoring Network - Deep Zone



EAST CONTRA COSTA SUBBASIN

Groundwater Sustainability Plan

Explanation

- Shallow Groundwater Quality Monitoring Well
- Deep Groundwater Quality Monitoring Well
- ⊕ Generalized Location of New Shallow Monitoring Well Site
- ⊕ Generalized Location of New Deep Monitoring Well Site

- ECC Subbasin Boundary
- Reported Composite and Deep Pumping

GSA

- Byron-Bethany Irrigation District
- City of Antioch
- City of Brentwood
- Contra Costa County
- Diablo Water District
- Discovery Bay Community Services District
- East Contra Costa Irrigation District

Data sources:
USGS - waterways, DEM; DWR - subbasin boundaries; US Census - cities, Contra Costa County-Legal Delta Boundary

0 0.5 1 2 3 Miles



X:\2018\18-060 City of Brentwood-GSP Development\GIS\Figure 6-4 Monitoring Sites GWQ.mxd



Basin-wide Groundwater Quality Monitoring Network

East Contra Costa Subbasin Groundwater Sustainability Plan
Contra Costa County, California

Figure 6-4

EAST CONTRA COSTA SUBBASIN

Groundwater Sustainability Plan

Explanation

Representative Monitoring Points

- Representative Shallow Monitoring Point
- Representative Deep Monitoring Point
- + Generalized Location of New Shallow Monitoring Well Site
- + Generalized Location of New Deep Monitoring Well Site

- ECC Subbasin Boundary
- Municipal Pumping

GSA

- Byron-Bethany Irrigation District
- City of
- City of Brentwood
- Contra Costa County
- Diablo Water District
- Discovery Bay Community Services District
- East Contra Costa Irrigation District

Data sources:
USGS - waterways, DEM; DWR - subbasin boundaries; US Census - cities, Contra Costa County-Legal Delta Boundary

0 0.5 1 2 3 Miles



X:\2019\18-060 City of Brentwood-GSP Development\GIS\Figure 6-5 Representative Monitoring Sites GWQ.mxd



Representative Groundwater Quality Monitoring Network

East Contra Costa Subbasin Groundwater Sustainability Plan
Contra Costa County, California

Figure 6-5

EAST CONTRA COSTA SUBBASIN

Groundwater Sustainability Plan

Explanation

- Nested Well
- Surface Water Gaging Station

Groundwater Monitoring Wells

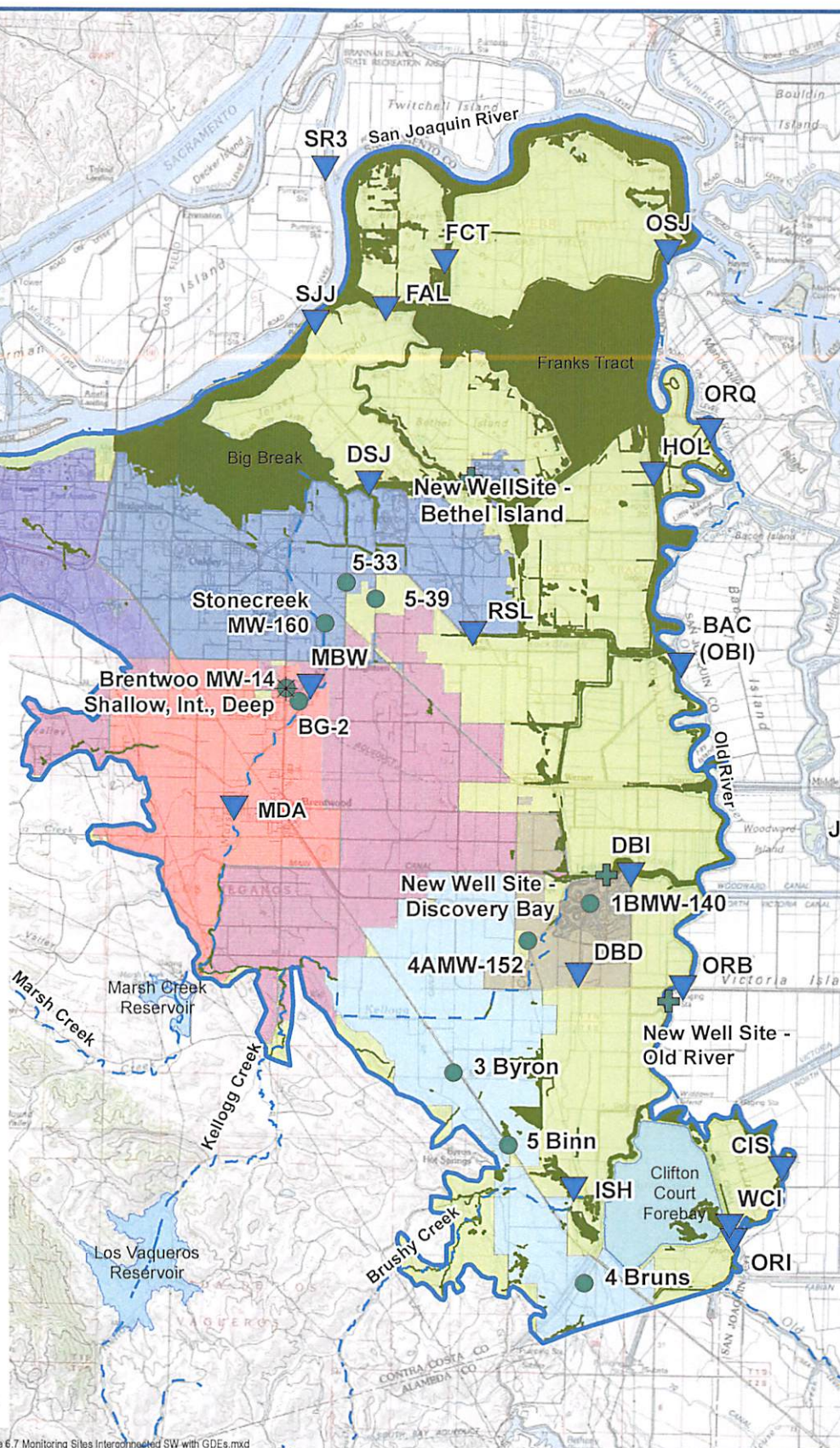
- Existing Shallow Zone Well
- Generalized Location of new Shallow Zone Monitoring Well
- ECC Subbasin Boundary
- GDEs

GSA

- Byron-Bethany Irrigation District
- City of Antioch
- City of Brentwood
- Contra Costa County
- Diablo Water District
- Discovery Bay Community Services District
- East Contra Costa Irrigation District

Data sources:
USGS - waterways; DWR - subbasin boundaries, SW gaging sites; US Census - Contra Costa County-Legal Delta Boundary

0 0.5 1 2 3 Miles



X:\2019\18-060 City of Brentwood - GSP Development\GIS\Figure 6.7 Monitoring Sites Interconnected SW with GDEs.mxd

Schedule for GSP Adoption

