



Byron-Bethany Irrigation District  
REGULAR MEETING OF THE  
BOARD OF DIRECTORS

BOARD MEETING

Tuesday, July 16, 2024  
10:00 A.M.

DISTRICT HEADQUARTERS  
7995 Bruns Road / Byron, California 94514-1625  
Telephone: 209-835-0375 / Facsimile: 209-835-2869

TIM MAGGIORE  
Director  
Division III

PETE PETROVICH  
Director  
Division I

MARK MAGGIORE  
Director  
Division II

AMANJIT SINGH SANDHU  
Director  
Division IV



CHARLES TUSO  
President  
Division V

TOM PEREIRA  
Director  
Division VI

JACK ALVAREZ  
Vice-President  
Division VII

EDWIN PATTISON  
General Manager

## AGENDA

### Regular Meeting of the Board of Directors In Person Meeting 7995 Bruns Road, Byron, CA 94514

July 16, 2024  
10:00 AM

The Board may act on any of the items listed on this agenda regardless of whether an item is described as an action item, a report, or an informational or discussion item. As provided under Government Code section 54954.3, subdivision (a), during a Regular Meeting members of the public may address the Board concerning any item on the agenda or on any matter within the jurisdiction of the Byron-Bethany Irrigation District by filling out a speaker request form, available at the Auditorium entrance, and submitting the speaker form to the District Secretary/General Manager. Comments will be taken during the "Public Comment" section of the agenda.

This facility complies with the Americans with Disabilities Act. If any special accommodations are needed for you to participate, please contact the District Secretary/General Manager as soon as possible.

Agendas, agenda-packet materials, and other supporting documents are available for inspection at the District headquarters. A fee will be charged for copies.

Food will be available for staff and Board members during the half-hour before the Board meeting. If Board members are present, they will not discuss District business.

- I. CALL MEETING TO ORDER***
- II. PLEDGE OF ALLEGIANCE***
- III. ROLL CALL***
- IV. ADOPTION OF THE AGENDA***
- V. PUBLIC COMMENT (Please observe a two-minute time limit)***

This section of the agenda is provided so that the public may express comments on any item on the agenda or on matters within the District's jurisdiction not listed on the agenda. Unless extended by the Board President, public comment is limited to no more than two (2) minutes per person and twenty (20) minutes total for all speakers. Board members may refer a matter to staff, or follow Board procedures to direct staff to place a matter of business on a future agenda.

***VI. CONSENT CALENDAR***

The following items are routine and non-controversial and can be acted on in one consolidated motion as recommended, or at the request of any Director all or some of the items may be removed from the Consent Calendar and separately considered.

1. Approve meeting minute summary of June 18, 2024.
2. Accept Treasurer's Reports and Reconciliations for the month of June 2024.
3. Approve Check Registers for the month of June 2024.

***VII. DISCUSSION/ACTION CALENDAR***

None

***VIII. CLOSED SESSION***

None

***IX. COMMUNICATION / REPORTS / COMMENTS***

Directors  
Consultants  
General Counsel  
General Manager

***X. ADJOURNMENT***

CHARLES TUSO  
President  
Division V

JACK ALVAREZ  
Vice President  
Division VII

MARK MAGGIORE  
Director  
Division II

AMANJIT SINGH SANDHU  
Director  
Division IV



TIM MAGGIORE  
Director  
Division III

TOM PEREIRA  
Director  
Division VI

PETE PETROVICH  
Director  
Division I

EDWIN PATTISON  
General Manager

## MINUTE SUMMARY

Regular Meeting of the Board of Directors  
In Person Meeting  
Tuesday, June 18, 2024  
10:00 AM

### PLEDGE OF ALLEGIANCE

CALL TO ORDER – ROLL CALL 10:14 a.m.

### Adoption of the Agenda

(M/S/C Petrovich/T.Maggiore) Alvarez, M. Maggiore, T. Maggiore, Pereira, Petrovich, and Tuso; Absent: Sandhu)

### *PUBLIC COMMENT (Please observe a three-minute time limit)*

This section of the agenda is provided so that the public may express comments on any item within the District's jurisdiction not listed on the agenda. Board members may refer a matter to staff, or follow Board procedures to direct staff to place a matter of business on a future agenda. The public may express comments on agenda items at the time of Board consideration.

### CONSENT CALENDAR

1. Approve meeting minute summary of May 21, 2024.
2. Accept Treasurer's Reports and Reconciliations for the month of May 2024.

President Charles Tuso expressed concern regarding the Treasurer's Report, seeking clarification on column "year to date budget", Mr. Tuso recommended adding an additional column that reads "percent to date" for better clarification and improved financial oversight. General Manager agreed with President Tuso's recommendation and reported to the Board that staff will add the desired column in June's Treasurer's Report.

3. Approve Check Registers for the month of May 2024.
4. Adopt Resolution 2024-11 Ordering Specifications of the Election Order – Contra Costa County (Division II).
5. Adopt Resolution 2024-12 Ordering Specifications of the Election Order – San Joaquin County (Divisions IV and VII).

General Manager Ed Pattison briefly discussed with the Board of Directors the election that will be held on the first Tuesday, the 5<sup>th</sup> day of November 2024. For this election cycle, terms expire for Vice President Jack Alvarez and Directors Mark Maggiore and Amanjit Sandhu. Candidate application forms must be submitted for anyone interested in running for these director positions subject to California law. The Board of Directors had a brief discussion regarding the forms that are required to be submitted and the due date to be considered for the division. Board Secretary Ilona Ruiz reviewed and briefly explained the attached Candidate Guide and County Registrar of Voters Guide providing links to informative websites for both Contra Costa County & San Joaquin County.

**Adoption of the Consent Calendar, Agenda Item #1-5****(M/S/C Petrovich/Pereira) Alvarez, M. Maggiore, T. Maggiore, Pereira, Petrovich, and Tusso; Absent: Sandhu)****DISCUSSION/ACTION CALENDAR**

6. Resolution Authorizing Adoption of the Second Amended and Restated San Luis & Delta-Mendota Water Authority Joint Exercise of Powers Agreement and Actions Related Thereto.

General Manager Ed Pattison discussed with the Board of Directors staff's recommendation on approving the Second Amendment and Restated Joint Exercise of Powers Agreement and the Adoption of its Amendments to the Bylaws of the San Luis Delta-Mendota Water Authority (Water Authority). GM Pattison stated that the Water Authority JPA amendments will not become effective until the Water Authority receives written approval from a majority of the twenty-seven Water Authority members. GM Pattison summarized the proposed amendments, such as the Friant Water Authority (FWA) securing an advisory role on the Extraordinary Operations & Maintenance Planning Committee for high cost capital expenditures. President Charles Tusso questioned if this action will affect BBID financially? GM Pattison responded that there is no cost impact to the Water Authority and/or BBID by the adoption of the proposed Second Amended and Restate JPA or amendments to the Bylaws.

**Approving Resolution 2024-13, the Second Amendment & Restated SLDMWA Joint Exercise of Powers Agreement (M/S/C T.Maggiore/Pereira) Alvarez, M. Maggiore, T. Maggiore, Pereira, Petrovich, and Tusso; Absent: Sandhu)**

7. Update status of proposed water storage projects.

Ms. Frances Mizuno, Consultant presented an update on the Los Vaqueros Expansion (LVE) and the Sisk Dam Expansion, explaining to the Board of Directors that there is no fiscal impact or staff recommendation at this time. Ms. Mizuno summarized next steps, which would be to confirm the Board's desired level of participation by late fall 2024. Ms. Mizuno summarized current estimated cost-sharing of about \$80 million for the LVE. To date, BBID has funded about \$1 million since 2019. BBID's storage participation is currently identified as 10,000 acre feet in the expanded Los Vaqueros Reservoir. Ms. Mizuno additionally summarized the status of the Sisk Dam Expansion Project. By partnering with the Bureau of Reclamation (Reclamation) the San Luis Delta-Mendota Water Authority (Water Authority) will leverage federal money to raise the dam 10 feet to create 130,000 acre feet of storage beyond the current seismic retrofit of the dam, creating approximately 91,000 AF for use by Water Authority members, and the remaining 39,000 AF to be used by USBR on behalf of all CVP water customers, including Water Authority members. The Board of Directors and staff must determine the cost effectiveness of the current BBID 1.1% share of the 91,000 AF for an estimated total cost of \$7.8 million representing an annual debt service of \$507,797 for 30-years at 5.02% interest, and its willingness to take next steps with the Water Authority to execute Cost Share Agreement by January 2025.

8. Wicklund Cut Pump Station Water Supply Reliability Project Update.

General Manager Ed Pattison summarized the Memorandum between BBID and Mountain House City, expressing the Corps of Engineers also want to cost share approximately 25 percent for the Wicklund Cut Pump Station Water Supply Reliability Project. GM Pattison provided the Board of Directors with before and after photos of the Wicklund Cut renovation project. GM Pattison expressed that he is hopeful to be in contract and start moving forward with the Wicklund Cut Pump Station Water Supply Reliability Project by spring 2025.

**CLOSED SESSION**

The Board went into Closed Session at 12:43 P.M. to discuss:

9. Discuss appointment or employment of a public employee – Assistant General Manager. (Gov. Code, § 54957, sub. (b)(1).)

The Board returned to Open Session at 1:33 P.M.

The Board directed the General Manager to offer Mr. Shareghi the Assistant Manager position subject to the Board's final approval of the contract.

**REPORTS / DIRECTOR COMMENTS**

General Manager Ed Pattison reported to the Board about a number of items: (1) Backup USBR Water SMART grant for the Wicklund Cut Pump Station Project; and (2) CalPERS is conducting an audit of the District's CalPERS payments. GM Pattison also presented two videos produced by Mr. Nick Janes, JComm. The Wicklund Cut ribbon cutting ceremony and the "Seed to Plate," a video showing irrigated agriculture in the Byron-Bethany area and how food is grown and shipped to consumers for use in restaurants, a compelling story showing the incredible journey of food, from seed to plate, reminding everyone the importance of protecting reliable water deliveries for our growers. Mr. Janes added that he will be posting this video on the Association of California Water Agencies (ACWA) website to get BBID's story out, protecting the District's water rights as well as creating a video for former General Manager Rick Gilmore's Building Dedication Ceremony. District Engineer Jeremy Borchardt reported to the Board of Directors about the work to date with Prologis regarding easements and negotiating fess. Mr. Borchardt gave the Board an update on Tracy Lakes, highlighting that the District has received the connection fees for Tracy Lakes. General Counsel Mike Vergara concluded the reports with updating the Board of Directors of several assembly bills such as AB1387 regarding court appeal decision and Mr. Vergara is working with Mr. Dennis Cardoza, the District's federal legislative advocate in regards to assembly bill AB46.

**ADJOURNMENT 1:45 p.m.**

Submitted on July 9, 2024

Approved on July 16, 2024

---

Ms. Ilona Ruiz, Board Secretary

---

Mr. Charles Tusso, President

**ATTENDANCE****Directors Present:**

Charles Tusso	Division V
Tom Pereira	Division VI
Tim Maggiore	Division III
Jack Alvarez	Division VII
Pete Petrovich	Division I
Mark Maggiore,	Division II

**Staff/Consultants/Present:**

Ed Pattison, General Manager  
 Michael Vergara, SSD Law  
 Aly, Ackerman, SSD Law  
 Jeremy Borchardt, Hazen & Sawyer  
 Nick Janes, J'Comm Inc.  
 Ilona Ruiz, Board Secretary  
 Frances Mizuno, Consulting  
 Nader Shareghi, AGM Candidate

**ABSENT:**

Amanjit Sandhu	Division IV
----------------	-------------

**BYRON BETHANY IRRIGATION DISTRICT**  
**Treasurer's Monthly Report of Investments as of June 2024**  
**Unaudited For Management Purposes Only**

Investment	Transfer Account (1010C)	Transfer Account (1010D)	Payroll Account (1011A)	Investment Acct (1026)	Investment Acct (1003)	Investment Acct (1003)	Investment Acct (1017)	Petty Cash (1080)	
Institution	OVCB Muni	OVCB Liquidity Plus	OVCB Payroll	King Capital Advisors****	LAIF	CAMP	Comerica JPMorgan Chase	On-Hand	Total
Interest Rate	0.000%	3.073%	0.000%	4.95%	4.300%	5.430%			
Maturity				05/26/26			04/30/29		
Portfolio	1.89%	5.81%	0.00%	52.60%	4.72%		0.66%		65.68%
Beginning Balance	\$600,000.00	\$1,999,402.70	\$0.00	\$16,585,433.87	\$4,295,342.93	\$8,027,922.50	\$204,673.03	\$160.68	\$31,712,935.71
Activity	(\$6,425,205.07)	(\$3,076,916.14)	(\$142,832.24)	\$0.00	(\$2,800,000.00)	\$0.00	\$0.00	(\$20.00)	(\$12,444,973.45)
Deposits	\$6,425,206.07	\$2,918,152.61	\$142,832.24	\$72,049.47	\$0.00	2,841,554.57	\$2,801.71	\$0.00	\$12,402,596.67
<b>CLOSING BALANCE</b>	<b>\$600,001.00</b>	<b>\$1,840,639.17</b>	<b>\$0.00</b>	<b>\$16,657,483.34</b>	<b>\$1,495,342.93</b>	<b>\$10,869,477.07</b>	<b>\$207,474.74</b>	<b>\$140.68</b>	<b>\$31,670,558.93</b>
<b>RESERVES</b>								Account Code	Total
The above investments include the following Reserves:									
	Insurance/SIR Reserve							GL 3103	\$105,000.00
	Rolling Stock Replacement Reserve							GL 3105	\$100,000.00
	Construction Equipment Replacement Reserve							GL 3106	\$100,000.00
	Groundwater Management Program							GL 3107	\$200,000.00
	OME & GA Reserve							GL 3110	\$3,406,249.64
	Mountain House Infrastructure Replacement							GL 3123	\$2,000,000.00
	CVP Service Area Capital Improvement							GL 3122	\$50,000.00
	PERS Contribution Contingency							GL 3117	\$500,000.00
	Capital Improvement Plan - Ten year CIP Plan							GL 3102	\$1,476,085.52
	Legal Reserve							GL 3100	\$1,000,000.00
	2017 Series Debt Payment Reserve							GL 3124	\$1,600,000.00
	2018 Revenue Bonds Debt Payment Reserve							GL 3125	\$1,000,000.00
	2021 Revenue Bonds Debt Payment Reserve							GL 3126	\$1,000,000.00
<b>TOTAL RESERVES</b>									<b>\$12,537,335.16</b>
<b>TOTAL CASH</b>									<b>\$31,670,558.93</b>
<b>(Less) Designated Reserves</b>									<b>(\$12,537,335.16)</b>
<b>UNDESIGNATED RESERVES</b>									<b>\$19,133,223.77</b>
* No investments were made pursuant to Subdivision (I) of Section 53601, 53601.1, and Subdivision (I) Section 53635 of the Government Code.									
** All investments were made in accordance with the Treasurer's annual statement of investment policy and Board instruction.									
*** The amounts and maturities of the investments will enable the District to fund its cash flow requirements during the next six months (Gov't Code Sec. 53646 (b) (3)).									

Byron-Bethany Irrigation District  
Income Statement  
Compared with Budget  
For the Six Months Ending June 30, 2024

	Current Month Actual	Year to Date Actual	2024 Budget	Variance	Variance %
<b>Revenues</b>					
CVP AG - BBID Overhead	\$ 33,871.92	\$ 62,418.09	\$ 164,000.00	(101,581.91)	-61.94%
CVP M&I - BBID Overhead	5,069.70	86,142.82	103,000.00	(16,857.18)	-16.37%
Construction Water	3,835.00	7,618.00	20,000.00	(12,382.00)	-61.91%
Mountain House Water	90,574.17	276,038.32	1,072,575.00	(796,536.68)	-74.26%
Tracy Hills Water Sales	0.00	316,414.35	316,414.35	0.00	0.00%
BOR AG	10,421.21	18,060.07	106,000.00	(87,939.93)	-82.96%
BOR M/I	(16,395.67)	10,011.72	57,000.00	(46,988.28)	-82.44%
CVPIA Restoration (M&I)	1,472.85	25,027.70	32,000.00	(6,972.30)	-21.79%
CVPIA Restoration (Ag)	4,919.49	8,550.21	35,000.00	(26,449.79)	-75.57%
SLDMWA O&M	9,709.88	34,923.62	83,000.00	(48,076.38)	-57.92%
Byron Ag Service Area	112,791.25	160,693.15	504,356.28	(343,663.13)	-68.14%
Byron M&I Service Area	0.00	0.00	21,000.00	(21,000.00)	-100.00%
Bethany Ag Service Area	52,110.50	89,367.20	329,819.43	(240,452.23)	-72.90%
Bethany M&I Service Area (MEP)	2,315.39	12,162.57	30,000.00	(17,837.43)	-59.46%
USBR Trinity PUD Assessment	0.00	19.95	645.00	(625.05)	-96.91%
West Side Ag Service Area WSSA	162,671.50	230,675.55	906,714.93	(676,039.38)	-74.56%
Grounwater Pumping SBSurcharge	5,443.67	20,043.33	45,000.00	(24,956.67)	-55.46%
Gas Tax Refund	0.00	2,934.63	2,934.63	0.00	0.00%
Debt Recovery	79,450.87	246,425.47	196,000.00	50,425.47	25.73%
Administration Costs - Fees	50.00	150.00	500.00	(350.00)	-70.00%
Interest on Bank Accounts	122,572.46	544,765.78	800,000.00	(255,234.22)	-31.90%
Stand-by Revenue	0.00	83,928.40	83,395.60	532.80	0.64%
WSSA Stand-by Revenue	0.00	139,243.00	139,243.00	0.00	0.00%
CVPSA Ag O&M Charge	0.00	15,937.03	18,001.15	(2,064.12)	-11.47%
CVPSA M & I O&M Charge	0.00	135,167.95	135,167.95	0.00	0.00%
CVPSA M/I with AG Alloc Charge	0.00	64,298.97	64,298.97	0.00	0.00%
Alameda Property Tax Revenue	0.00	108,622.75	260,000.00	(151,377.25)	-58.22%
Contra Costa Property Tax Rev	33,926.37	215,392.11	475,000.00	(259,607.89)	-54.65%
San Joaquin 46701 Zn2 Prop Tax	4,894.38	3,051,550.39	5,600,000.00	(2,548,449.61)	-45.51%
San Joaquin 47101 Zn3 Prop Tax	0.00	1,654.54	3,000.00	(1,345.46)	-44.85%
Reimburse SLDMWA Assess	32,138.80	110,222.42	18,000.00	92,222.42	512.35%
PG&E Power(CVPSA)Reimbursed	12,251.05	21,851.71	85,000.00	(63,148.29)	-74.29%
O&M Labor Recovery	5,080.00	48,610.00	100,000.00	(51,390.00)	-51.39%
Equipment Use Recovery	980.79	2,763.29	0.00	2,763.29	
O & M Materials Recovery	2,255.28	13,696.14	30,000.00	(16,303.86)	-54.35%
Drainage Fees WSSA	0.00	56,305.25	56,305.25	0.00	0.00%
Engineering Recovery	9,945.00	42,704.20	60,000.00	(17,295.80)	-28.83%
Admin Labor Recovery	2,800.00	15,153.71	20,160.00	(5,006.29)	-24.83%
Reimburse Director's Benefit	0.00	0.00	24,000.00	(24,000.00)	-100.00%
Legal Cost Recovery	0.00	48,991.44	1,621,000.00	(1,572,008.56)	-96.98%
Rental Unit	605.00	3,630.00	14,010.00	(10,380.00)	-74.09%
Agricultural Leases	0.00	12,675.00	12,675.00	0.00	0.00%
Other Income	0.00	395,190.60	0.00	395,190.60	
<b>Total Revenues</b>	<b>785,760.86</b>	<b>6,740,031.43</b>	<b>13,645,216.54</b>	<b>(6,905,185.11)</b>	<b>-50.61%</b>



Byron-Bethany Irrigation District  
Income Statement  
Compared with Budget  
For the Six Months Ending June 30, 2024

	Current Month Actual	Year to Date Actual	2024 Budget	Variance	Variance %
<b>Expenses</b>					
CIP	44,046.91	391,525.60	2,000,000.00	(1,608,474.40)	-80.42%
Automotive Equipment	0	148,119.31	0	148,119.31	
BOR AG	2,645.76	316,190.29	340,000.00	(23,809.71)	-7.00%
BOR M/I	4.24	26,991.92	49,000.00	(22,008.08)	-44.91%
CVPSA Restoration (M&I)	0.00	19,050.67	51,000.00	(31,949.33)	-62.65%
CVPSA Restoration (Ag)	0.00	45,422.00	85,000.00	(39,578.00)	-46.56%
SLDMWA O&M	19,678.47	51,784.86	96,000.00	(44,215.14)	-46.06%
SLDMWA OM WSSA	0.00	0.00	4,000.00	(4,000.00)	-100.00%
USBR Trinity PUD Assess REIMB	0.00	609.50	1,500.00	(890.50)	-59.37%
O&M Auto & General Liability	0.00	35,786.25	48,000.00	(12,213.75)	-25.45%
Transformer Maintenance	0.00	0.00	3,000.00	(3,000.00)	-100.00%
Maintenance Trans. Lines/Poles	0.00	0.00	15,000.00	(15,000.00)	-100.00%
Pump Control Panels	0.00	0.00	3,500.00	(3,500.00)	-100.00%
Sub-Station	0.00	0.00	3,500.00	(3,500.00)	-100.00%
SLDMWA Membership Assessment	0.00	17,138.50	55,000.00	(37,861.50)	-68.84%
ElectricalEngineering Services	0.00	13,594.50	6,000.00	7,594.50	126.58%
SWRCB User Fee (CVPSA)	0.00	0.00	40,000.00	(40,000.00)	-100.00%
Supplemental Water Purchase	0.00	50,000.00	50,000.00	0.00	0.00%
Recycled Water Purchase WSSA	0.00	0.00	25,000.00	(25,000.00)	-100.00%
Pump/Motor Maintenance	0.00	26.16	10,000.00	(9,973.84)	-99.74%
Pump/Motor Maintenance (CVPSA)	0.00	8,369.28	10,000.00	(1,630.72)	-16.31%
Pump/Motor Maintenance (RWSA1)	0.00	0.00	5,000.00	(5,000.00)	-100.00%
Pump Motor Maitenance WSSA	0.00	0.00	35,000.00	(35,000.00)	-100.00%
Pump/Motor Lube	0.00	0.00	1,500.00	(1,500.00)	-100.00%
SCADA/Telemetry-Auto Control	370.00	16,537.48	120,000.00	(103,462.52)	-86.22%
Motor Control Maintenance	0.00	0.00	10,000.00	(10,000.00)	-100.00%
Motor Control Maint. (CVPSA)	0.00	0.00	5,000.00	(5,000.00)	-100.00%
Motor Control Maint. (RWSA1)	0.00	0.00	5,000.00	(5,000.00)	-100.00%
PWRPA ASA Power	51,561.15	144,037.68	425,000.00	(280,962.32)	-66.11%
PWRPA P3	1,469.49	4,105.08	25,000.00	(20,894.92)	-83.58%
PG&E Power	0.00	28,756.43	120,000.00	(91,243.57)	-76.04%
PG&E Power(CVPSA)	52,317.30	69,185.61	150,000.00	(80,814.39)	-53.88%
PG&E Power WSSA	438.73	2,454.89	6,000.00	(3,545.11)	-59.09%
Emergency Generators	0.00	15,240.08	25,000.00	(9,759.92)	-39.04%
WAPA Power	17,553.67	55,586.86	250,000.00	(194,413.14)	-77.77%
WAPA Restoration	1,030.25	6,181.50	30,000.00	(23,818.50)	-79.40%
Bonds Continuing Compliance	0.00	16,250.00	15,000.00	1,250.00	8.33%
Assistant General Manager	0.00	0.00	225,000.00	(225,000.00)	-100.00%
O&M Employee Relations	0.00	343.03	1,500.00	(1,156.97)	-77.13%
WWTF Chief Operator	0.00	0.00	35,000.00	(35,000.00)	-100.00%
O&M Labor Full Time	82,874.49	480,317.09	1,202,069.38	(721,752.29)	-60.04%
O&M Other Compensation	6,449.49	77,535.05	222,993.79	(145,458.74)	-65.23%
O&M Health Insurance	18,794.53	108,172.23	273,235.08	(165,062.85)	-60.41%
O&M Dental Insurance	426.92	2,561.52	5,911.20	(3,349.68)	-56.67%

Byron-Bethany Irrigation District  
Income Statement  
Compared with Budget  
For the Six Months Ending June 30, 2024

	Current Month	Year to Date			
	Actual	Actual	2024 Budget	Variance	Variance %
O&M Vision Insurance	241.28	1,447.68	3,340.80	(1,893.12)	-56.67%
O&M Retirement (PERS)	200.00	84,834.76	301,497.81	(216,663.05)	-71.86%
O&M Worker's Comp	0.00	11,994.34	53,000.00	(41,005.66)	-77.37%
O&M Medicare	1,492.86	8,604.65	21,354.65	(12,750.00)	-59.71%
O&M Social Security	6,383.19	36,792.59	89,139.53	(52,346.94)	-58.72%
O&M Life Insurance	224.00	1,344.00	3,590.16	(2,246.16)	-62.56%
O&M Longevity	720.00	4,455.00	9,235.00	(4,780.00)	-51.76%
O&M Licenses	1,610.00	2,215.00	1,430.00	785.00	54.90%
O&M Overtime	11,300.90	28,907.65	130,000.00	(101,092.35)	-77.76%
O&M - Employee Assist Program	32.24	193.44	416.64	(223.20)	-53.57%
Canal Maintenance	0.00	8,343.40	35,000.00	(26,656.60)	-76.16%
Station Maintenance	1,090.75	1,121.90	15,000.00	(13,878.10)	-92.52%
Station Maintenance WSSA	0.00	0.00	6,000.00	(6,000.00)	-100.00%
Laterals/Structures	0.00	1,200.79	5,000.00	(3,799.21)	-75.98%
Laterals/Structures(CVPSA)	0.00	0.00	5,000.00	(5,000.00)	-100.00%
Material/Hardware/Fasteners	1,141.31	14,597.40	20,000.00	(5,402.60)	-27.01%
Sub laterals/Pipelines	2,841.42	6,849.84	10,000.00	(3,150.16)	-31.50%
Sub laterals/Pipelines WSSA	0.00	512.20	5,000.00	(4,487.80)	-89.76%
Canal Gate Maintenance	4,143.70	4,263.92	10,000.00	(5,736.08)	-57.36%
Canal Gate Maintenance (CVPSA)	0.00	0.00	2,000.00	(2,000.00)	-100.00%
Canal Gate Maintenance (WSSA)	0.00	0.00	2,000.00	(2,000.00)	-100.00%
Surface Drains	0.00	0.00	5,000.00	(5,000.00)	-100.00%
Tile Drains	0.00	0.00	2,500.00	(2,500.00)	-100.00%
Canal Crossings	0.00	0.00	2,000.00	(2,000.00)	-100.00%
Communications	2,445.01	9,079.67	21,000.00	(11,920.33)	-56.76%
Communications WSSA	629.94	3,568.08	6,000.00	(2,431.92)	-40.53%
Small Tools & Equipment	248.36	1,794.95	10,000.00	(8,205.05)	-82.05%
Building Maintenance	0.00	30,669.68	40,000.00	(9,330.32)	-23.33%
Building Maintenance WSSA	0.00	0.00	1,500.00	(1,500.00)	-100.00%
Grounds Maintenance	1,193.60	6,627.86	16,600.00	(9,972.14)	-60.07%
Fire System	863.46	5,829.72	9,000.00	(3,170.28)	-35.23%
Security System	173.39	916.34	7,000.00	(6,083.66)	-86.91%
HVAC Service Supplies	0.00	0.00	5,500.00	(5,500.00)	-100.00%
Janitorial Services/Supply	1,887.48	9,299.82	20,000.00	(10,700.18)	-53.50%
Pest Management	76.00	745.25	1,700.00	(954.75)	-56.16%
Grounds Maintenance WSSA	350.00	2,100.00	4,700.00	(2,600.00)	-55.32%
Janitorial Serv/Supply WSSA	626.41	3,984.87	2,300.00	1,684.87	73.26%
Uniforms/Clothing Allowance	691.69	7,041.43	11,200.00	(4,158.57)	-37.13%
Shop Supplies	1,873.42	3,236.33	6,500.00	(3,263.67)	-50.21%
Welding Shop & Supplies	430.11	7,854.52	5,500.00	2,354.52	42.81%
Meter Shop	0.00	0.00	1,000.00	(1,000.00)	-100.00%
WSSA Shop & Supplies	0.00	58.39	10,000.00	(9,941.61)	-99.42%
Vehicle Maintenance	1,555.52	19,317.94	35,000.00	(15,682.06)	-44.81%
Equipment Maint.	4,610.59	8,762.78	26,000.00	(17,237.22)	-66.30%
Fuel/Lube/Oil/Tires	12,138.16	61,436.03	105,000.00	(43,563.97)	-41.49%
MileageReimbursement	234.16	455.44	1,000.00	(544.56)	-54.46%

Byron-Bethany Irrigation District  
Income Statement  
Compared with Budget  
For the Six Months Ending June 30, 2024

	Current Month	Year to Date	2024 Budget	Variance	Variance %
	Actual	Actual			
Waste Oil Disposal	0.00	100.00	1,000.00	(900.00)	-90.00%
Canal Fences	0.00	0.00	2,500.00	(2,500.00)	-100.00%
Rodent Control	466.97	888.75	2,500.00	(1,611.25)	-64.45%
Right of Way Weed Control	0.00	8,144.17	30,000.00	(21,855.83)	-72.85%
Weed Burning	0.00	441.77	4,000.00	(3,558.23)	-88.96%
Aquatic Weed Control	6,006.39	84,347.34	100,000.00	(15,652.66)	-15.65%
Road Maint. & Right of Way	712.88	712.88	10,000.00	(9,287.12)	-92.87%
Water Quality Testing	0.00	0.00	5,000.00	(5,000.00)	-100.00%
Flow Meter Repairs	0.00	14,967.74	7,000.00	7,967.74	113.82%
Flow Meter Repairs(CVPSA)	0.00	2,654.12	1,500.00	1,154.12	76.94%
Safety Supplies/Equipment	0.00	6,286.92	12,000.00	(5,713.08)	-47.61%
Worker Safety Training	0.00	52.16	4,500.00	(4,447.84)	-98.84%
Physical Exams	0.00	1,398.28	4,000.00	(2,601.72)	-65.04%
Engineering	54,878.82	189,472.26	500,000.00	(310,527.74)	-62.11%
GSA Implementation	(23,195.48)	17,197.82	63,000.00	(45,802.18)	-72.70%
O&M Continuing Education	0.00	13,448.65	15,000.00	(1,551.35)	-10.34%
Permits/Licenses(CVPSA)	0.00	0.00	1,000.00	(1,000.00)	-100.00%
Propane Facilities	0.00	869.86	2,500.00	(1,630.14)	-65.21%
Refuse/Disposal	506.80	2,527.33	4,500.00	(1,972.67)	-43.84%
Bottled Water Service	638.45	2,638.74	4,800.00	(2,161.26)	-45.03%
General Manager	21,424.50	150,285.24	293,156.25	(142,871.01)	-48.74%
Admin Support Staff	13,485.80	87,627.03	273,208.21	(185,581.18)	-67.93%
Admin Part Time	0.00	0.00	2,000.00	(2,000.00)	-100.00%
Admin Other Compensation	3,747.43	25,254.95	110,827.10	(85,572.15)	-77.21%
Admin Health Insurance	4,895.75	29,374.50	88,082.76	(58,708.26)	-66.65%
Admin Dental Insurance	131.36	788.16	1,970.40	(1,182.24)	-60.00%
Admin Vision Insurance	74.24	445.44	1,113.60	(668.16)	-60.00%
Admin Retirement (PERS)	0.00	35,258.44	149,862.72	(114,604.28)	-76.47%
Admin Worker's Comp	0.00	806.62	5,000.00	(4,193.38)	-83.87%
Senior Administrative Analyst	0.00	0.00	108,925.00	(108,925.00)	-100.00%
Admin Social Security	2,410.42	16,758.44	42,045.27	(25,286.83)	-60.14%
Admin Medicare	563.75	3,919.39	9,833.17	(5,913.78)	-60.14%
Admin Life Insurance	124.18	745.08	1,730.16	(985.08)	-56.94%
Admin Longevity	180.00	1,170.00	2,340.00	(1,170.00)	-50.00%
Admin License	40.00	260.00	520.00	(260.00)	-50.00%
Admin Employee Relations	0.00	0.00	500.00	(500.00)	-100.00%
State Unemployment Insurance	0.00	1,870.50	3,000.00	(1,129.50)	-37.65%
FUTA Tax	0.00	748.20	1,000.00	(251.80)	-25.18%
Office Supplies	600.06	2,065.36	7,000.00	(4,934.64)	-70.49%
Payroll Services	515.74	3,580.91	7,500.00	(3,919.09)	-52.25%
Postage	0.00	810.65	1,800.00	(989.35)	-54.96%
Printing, Forms, Maps, Etc	0.00	0.00	2,500.00	(2,500.00)	-100.00%
Printing (Legal)	0.00	0.00	800.00	(800.00)	-100.00%
WSSA Utilities	461.15	1,844.77	4,500.00	(2,655.23)	-59.01%
DHQ Telephone	378.42	4,697.42	15,000.00	(10,302.58)	-68.68%
Bank Fees	0.32	36.13	300.00	(263.87)	-87.96%

Byron-Bethany Irrigation District  
Income Statement  
Compared with Budget  
For the Six Months Ending June 30, 2024

	Current Month	Year to Date			
	Actual	Actual	2024 Budget	Variance	Variance %
Dir -Employee Assist Program	14.88	89.28	178.56	(89.28)	-50.00%
Admin-Employee Assist Program	9.92	59.52	148.80	(89.28)	-60.00%
Cyber Liability Program	0.00	869.50	1,869.50	(1,000.00)	-53.49%
Admin Auto & Liability Program	0.00	23,857.50	31,810.00	(7,952.50)	-25.00%
Property Insurance	0.00	33,488.89	67,000.00	(33,511.11)	-50.02%
Business Systems Services	789.64	5,041.43	12,500.00	(7,458.57)	-59.67%
Pension Fund - 401A	1,071.23	5,853.73	14,657.81	(8,804.08)	-60.06%
Retiree's Health Insurance	8,189.47	49,136.82	99,773.64	(50,636.82)	-50.75%
State Emp. Training Tax	0.00	124.73	200.00	(75.27)	-37.64%
Director's Fees/ Expenses	107.14	8,039.98	23,400.00	(15,360.02)	-65.64%
Director's Benefits	9,697.13	58,182.78	117,544.12	(59,361.34)	-50.50%
District Officials'	2,913.96	12,630.97	30,000.00	(17,369.03)	-57.90%
Legal Services	153,751.91	710,781.61	2,679,000.00	(1,968,218.39)	-73.47%
CVPSA - Legal	7,736.68	14,751.70	76,000.00	(61,248.30)	-80.59%
Auditing	0.00	20,650.00	46,000.00	(25,350.00)	-55.11%
Actuarial Services	0.00	5,000.00	8,500.00	(3,500.00)	-41.18%
Election	0.00	0.00	1,000.00	(1,000.00)	-100.00%
Record Retention	0.00	0.00	250.00	(250.00)	-100.00%
Rental Unit	0.00	0.00	2,000.00	(2,000.00)	-100.00%
Permits, Dues & Subscriptions	0.00	14,208.71	55,000.00	(40,791.29)	-74.17%
Permits, Dues & Subs WSSA	0.00	2,249.39	4,200.00	(1,950.61)	-46.44%
Admin. Continuing Education	0.00	720.00	10,000.00	(9,280.00)	-92.80%
Recording Fees	20.00	165.00	250.00	(85.00)	-34.00%
Interest Expense	0.00	96,377.13	193,845.20	(97,468.07)	-50.28%
Hardware/Software	1,208.03	50,318.25	110,000.00	(59,681.75)	-54.26%
Hardware/Software WSSA	0.00	748.55	2,000.00	(1,251.45)	-62.57%
Public Outreach	4,900.00	51,671.49	78,800.00	(27,128.51)	-34.43%
Website	2,100.00	13,176.96	25,400.00	(12,223.04)	-48.12%
State/Federal Representation	17,500.00	105,260.00	215,000.00	(109,740.00)	-51.04%
HR Consulting	0.00	0.00	5,000.00	(5,000.00)	-100.00%
<b>Total Expenses</b>	<b>660,168.29</b>	<b>4,550,280.97</b>	<b>12,993,356.31</b>	<b>(8,443,075.34)</b>	<b>-64.98%</b>
<b>Net Income</b>	<b>\$ 125,592.57</b>	<b>\$ 2,189,750.46</b>	<b>\$ 651,860.23</b>	<b>1,537,890.23</b>	<b>235.92%</b>

Byron-Bethany Irrigation District  
Balance Sheet  
June 30, 2024

ASSETS

Current Assets		
CAMP - CA Asset Mngmnt Program	\$	10,869,477.07
Cash-L.A.I.F. State Treasurer		1,495,342.93
OVCB Muni		599,791.00
Liquidity Plus		1,840,639.17
Comerica		207,474.74
Investments		16,657,483.34
Petty Cash		140.68
Petty Cash - WSSA		100.00
Accts Receivable		727,319.77
Accts Receivable - Other		10,425.60
Tax Receivable		695,420.62
Prepaid Insurance		(39,762.25)
		33,063,852.67
Total Current Assets		
Property and Equipment		
Allowance for Depreciation		(21,124,168.66)
Allowance for Depreciation WSSA		(3,824,351.34)
District Lands		2,043,265.52
General Properties		16,223,957.71
CVPSA Distribution System		792,082.88
Pumping Plant		26,311,914.67
Telemetry/SCADA		261,167.19
Office Equipment		169,714.28
Automotive Equipment		1,582,691.03
General Tools & Equipment		1,527,161.78
PL 984 Project		2,123,774.17
Mariposa Energy Plant		4,716,153.80
General Properties WSSA		5,400,391.91
General Equipment WSSA		694,864.65
Drainage Systems		594,983.66
Work in Progress		2,684,478.68
		40,178,081.93
Total Property and Equipment		
Other Assets		
		0.00
Total Other Assets		
Total Assets	\$	73,241,934.60

LIABILITIES AND CAPITAL

Current Liabilities		
Accounts Payable	\$	151,822.78
Health Insurance Payable		(2,165.54)
Deferred Comp - Payable		2,200.00
Accrued Vacation		98,157.29
Dental Insurance Payable		(1,352.00)
Accrued Payroll		146,512.64
Social Security Tax Payable		(1.24)
Medicare Withholding Tax Pay		(0.29)
FUTA Tax Payable		(1,131.02)
Local Tax - CASDI Payable		(0.18)
Accrued Interest		48,461.00
Net Pension Liability		912,097.00

Unaudited - For Management Purposes Only

Byron-Bethany Irrigation District  
Balance Sheet  
June 30, 2024

Deferred Inflows	147,328.00	
Deferred Outflows	(488,534.00)	
Deferred Outflows Contribution	(61,845.00)	
Net OPEB Liability/Asset	623,535.00	
Deferred Inflows (OPEB)	2,026,510.00	
Deferred Outflows (OPEB)	(168,970.00)	
CalPERS Contributions Accrual	317,800.18	
Total Current Liabilities		3,750,424.62
Long-Term Liabilities		
2018 Enterprise Revenue Bond	3,000,000.00	
2017 Revenue Refi Bond	533,000.01	
2021 Enterprise Revenue Bond	2,344,000.00	
2018 Enterp. Rev. Bond Current	610,000.00	
2017 Revenue Refi Bond Current	482,000.00	
2021 Enterp. Rev. Bond Current	865,000.00	
Total Long-Term Liabilities		7,834,000.01
Total Liabilities		11,584,424.63
Capital		
Retained Earnings	14,587,829.44	
Legal Reserve	1,000,000.00	
10 Year CIP Reserve	1,476,085.52	
Insurance/SIR Reserve	105,000.00	
Rolling Stock Replacement Res.	100,000.00	
Construction Equipment Replace	100,000.00	
Groundwater Mgmt Program Res	200,000.00	
Op & Maint, Eng. & Gen. Admin.	3,406,249.64	
PERS Contribution Contingency	500,000.00	
CVPSA Capital Improve Reserve	50,000.00	
RWSA Infrastructure Replacement	2,000,000.00	
2017 Series Debt Payment Reser	1,600,000.00	
2018 Revenue Bonds Debt Pmt Re	1,000,000.00	
2021 Rev. Bonds Debt Reserve	1,000,000.00	
Net Investment in Capital Asse	31,802,950.00	
Net Income	2,729,395.37	
Total Capital		61,657,509.97
Total Liabilities & Capital		\$ 73,241,934.60

**Byron-Bethany Irrigation District**  
**Account Reconciliation**  
**As of Jun 30, 2024**  
**1010C - OVCB Muni**  
**Bank Statement Date: June 30, 2024**

Filter Criteria includes: Report is printed in Detail Format.

Beginning GL Balance				582,004.18
Add: Cash Receipts				545,974.54
Less: Cash Disbursements				(530,901.41)
Add (Less) Other				<u>2,713.69</u>
Ending GL Balance				<u>599,791.00</u>
Ending Bank Balance				600,001.00
Add back deposits in transit				<u>                    </u>
Total deposits in transit				
(Less) outstanding checks				
	Jun 4, 2024	46619	(105.00)	
	Jun 4, 2024	46627	<u>(105.00)</u>	
Total outstanding checks				(210.00)
Add (Less) Other				<u>                    </u>
Total other				
Unreconciled difference				<u>0.00</u>
Ending GL Balance				<u><u>599,791.00</u></u>



OAK VALLEY COMMUNITY BANK  
TRACY  
1034 NORTH CENTRAL AVE.  
TRACY CA 95376  
(209) 834-3340

BYRON BETHANY IRRIGATION DISTRICT  
MUNI ACCOUNT  
7995 BRUNS ROAD  
BYRON CA 94514-1625

ACCOUNT NUMBER:  
STATEMENT DATE: 6/28/24  
PAGE: 1 OF 3

WEB SITE: www.ovcb.com  
www.escbank.com

TOLL FREE NUMBER: 866-844-7500

ECONOMY CHECKING-PUBLIC

BYRON BETHANY IRRIGATION DISTRICT  
MUNI ACCOUNT

Acct

Beginning Balance	6/01/24	600,000.00	
Deposits / Misc Credits	19	6,425,206.07	
Withdrawals / Misc Debits	91	6,425,205.07	
** Ending Balance	6/30/24	600,001.00	**
Service Charge		.00	
Enclosures		77	

DEPOSITS/CREDITS

Date	Deposits	Withdrawals	Activity Description
6/03	28,755.17		Trnsfr from Checking Acct Ending in 0095
6/05	12,326.00		Trnsfr from Checking Acct Ending in 0095
6/06	77,165.56		Trnsfr from Checking Acct Ending in 0095
6/07	2,249.20		Trnsfr from Checking Acct Ending in 0095
6/10	3,102.03		Trnsfr from Checking Acct Ending in 0095
6/11	18,557.51		Trnsfr from Checking Acct Ending in 0095
6/12	2,800,000.00		ORIG:CALIFORNIA STATE TREASURER TRN:P202406120095188
6/13	62,227.79		Trnsfr from Checking Acct Ending in 0095
6/14	22,240.96		Trnsfr from Checking Acct Ending in 0095
6/17	278,920.88		DEPOSIT
6/17	2,545,748.12		Trnsfr from Checking Acct Ending in 0095
6/18	2,315.39		MARIPOSA ENERGY,/DGCPMT RMR*IV*0000015935 26403**2315.39*2315 .39\
6/20	67,500.72		Trnsfr from Checking Acct Ending in 0095
6/21	2,475.39		Trnsfr from Checking Acct Ending in 0095
6/24	170,608.58		Trnsfr from Checking Acct Ending in 0095
6/25	56,378.29		Trnsfr from Checking Acct Ending in 0095
6/26	7,580.82		Trnsfr from Checking Acct Ending in 0095
6/27	89,260.79		DEPOSIT
6/28	177,792.87		DEPOSIT



**Byron-Bethany Irrigation District**  
**Account Reconciliation**  
**As of Jun 30, 2024**  
**1010D - Liquidity Plus**  
**Bank Statement Date: June 30, 2024**

Filter Criteria includes: Report is printed in Detail Format.

Beginning GL Balance	1,999,402.70
Add: Cash Receipts	
Less: Cash Disbursements	
Add (Less) Other	<u>(158,763.53)</u>
Ending GL Balance	<u>1,840,639.17</u>
Ending Bank Balance	1,840,639.17
Add back deposits in transit	<u>                    </u>
Total deposits in transit	
(Less) outstanding checks	<u>                    </u>
Total outstanding checks	
Add (Less) Other	<u>                    </u>
Total other	
Unreconciled difference	<u>                    0.00</u>
Ending GL Balance	<u><u>1,840,639.17</u></u>



OAK VALLEY COMMUNITY BANK  
 TRACY  
 1034 NORTH CENTRAL AVE.  
 TRACY CA 95376  
 (209) 834-3340

BYRON BETHANY IRRIGATION DISTRICT  
 7995 BRUNS ROAD  
 BYRON CA 94514-1625

ACCOUNT NUMBER:  
 STATEMENT DATE: 6/28/24  
 PAGE: 1 OF 2

WEB SITE: www.ovcb.com  
 www.escbank.com

TOLL FREE NUMBER: 866-844-7500

OAK TREE CHECKING-PUBLIC                      BYRON BETHANY IRRIGATION DISTRICT                      Acct

Beginning Balance	6/01/24	1,999,402.70	
Deposits / Misc Credits	5	2,918,152.61	
Withdrawals / Misc Debits	14	3,076,916.14	
** Ending Balance	6/30/24	1,840,639.17	**
Service Charge		.00	
Interest Paid Thru	6/30/24	6,166.71	
Interest Paid Year To Date		48,696.01	
Minimum Balance		1,584,399	

-----  
 DEPOSITS/CREDITS                      -----

Date	Deposits	Withdrawals	Activity Description
6/12	2,660,626.80		Trnsfr from Checking Acct Ending in 0060
6/18	1,286.56		Trnsfr from Checking Acct Ending in 0060
6/27	82,274.67		Trnsfr from Checking Acct Ending in 0060
6/28	167,797.87		Trnsfr from Checking Acct Ending in 0060
6/28	6,166.71		INTEREST EARNED

-----  
 OTHER WITHDRAWALS/DEBITS                      -----

Date	Deposits	Withdrawals	Activity Description
6/03		28,755.17	Trnsfr to Checking Acct Ending in 0060
6/05		12,326.00	Trnsfr to Checking Acct Ending in 0060
6/06		77,165.56	Trnsfr to Checking Acct Ending in 0060
6/07		2,249.20	Trnsfr to Checking Acct Ending in 0060
6/10		3,102.03	Trnsfr to Checking Acct Ending in 0060
6/11		18,557.51	Trnsfr to Checking Acct Ending in 0060
6/13		62,227.79	Trnsfr to Checking Acct Ending in 0060
6/14		22,240.96	Trnsfr to Checking Acct Ending in 0060
6/17		2,545,748.12	Trnsfr to Checking Acct Ending in 0060
6/20		67,500.72	Trnsfr to Checking Acct Ending in 0060
6/21		2,475.39	Trnsfr to Checking Acct Ending in 0060
6/24		170,608.58	Trnsfr to Checking Acct Ending in 0060
6/25		56,378.29	Trnsfr to Checking Acct Ending in 0060

**Byron-Bethany Irrigation District**  
**Account Reconciliation**  
**As of Jun 30, 2024**  
**1011A - OVCB Payroll**  
**Bank Statement Date: June 30, 2024**

Filter Criteria includes: Report is printed in Detail Format.

---

Beginning GL Balance	
Add: Cash Receipts	
Less: Cash Disbursements	
Add (Less) Other	_____
Ending GL Balance	=====
Ending Bank Balance	
Add back deposits in transit	_____
Total deposits in transit	
(Less) outstanding checks	_____
Total outstanding checks	
Add (Less) Other	_____
Total other	
Unreconciled difference	_____ 0.00
Ending GL Balance	=====



OAK VALLEY COMMUNITY BANK  
 TRACY  
 1034 NORTH CENTRAL AVE.  
 TRACY CA 95376  
 (209) 834-3340

BYRON BETHANY IRRIGATION DISTRICT  
 PAYROLL ACCOUNT  
 7995 BRUNS ROAD  
 BYRON CA 94514-1625

ACCOUNT NUMBER:  
 STATEMENT DATE: 6/28/24  
 PAGE: 1 OF 1

WEB SITE: www.ovcb.com  
 www.escbank.com

TOLL FREE NUMBER: 866-844-7500

ECONOMY CHECKING-PUBLIC

BYRON BETHANY IRRIGATION DISTRICT  
 PAYROLL ACCOUNT

Acct

Beginning Balance	6/01/24	.00	
Deposits / Misc Credits	4	142,832.24	
Withdrawals / Misc Debits	8	142,832.24	
** Ending Balance	6/30/24	.00	**
Service Charge		.00	

----- DEPOSITS/CREDITS -----

Date	Deposits	Withdrawals	Activity Description
6/06	76,511.44		Trnsfr from Checking Acct Ending in 0060
6/07	232.15		Trnsfr from Checking Acct Ending in 0060
6/20	65,876.72		Trnsfr from Checking Acct Ending in 0060
6/21	211.93		Trnsfr from Checking Acct Ending in 0060

----- OTHER WITHDRAWALS/DEBITS -----

Date	Deposits	Withdrawals	Activity Description
6/06		24,305.79	PAYCHEX TPS/TAXES
6/06		52,205.65	PAYCHEX - RCX/PAYROLL
6/07		232.15	PAYCHEX EIB/INVOICE
6/20		71.66	PAYCHEX-OAB/INVOICE
6/20		288.46	PAYCHEX CGS/GARNISH
6/20		21,619.16	PAYCHEX TPS/TAXES
6/20		43,897.44	PAYCHEX-RCX/PAYROLL
6/21		211.93	PAYCHEX EIB/INVOICE

----- DAILY BALANCE SUMMARY -----

Date	Balance	Date	Balance	Date	Balance
6/06	.00	6/20	.00	6/21	.00
6/07	.00				

**Byron-Bethany Irrigation District**  
**Account Reconciliation**  
**As of Jun 30, 2024**  
**1026 - Investments**  
**Bank Statement Date: June 30, 2024**

Filter Criteria includes: Report is printed in Detail Format.

---

Beginning GL Balance	16,585,433.87
Add: Cash Receipts	
Less: Cash Disbursements	
Add (Less) Other	<u>72,049.47</u>
Ending GL Balance	<u>16,657,483.34</u>
Ending Bank Balance	16,657,483.34
Add back deposits in transit	_____
Total deposits in transit	
(Less) outstanding checks	_____
Total outstanding checks	
Add (Less) Other	_____
Total other	
Unreconciled difference	<u>0.00</u>
Ending GL Balance	<u>16,657,483.34</u>

Statement for the Period June 1, 2024 to June 30, 2024

BYRON-BETHANY IRRIGATION DISTRICT - Unincorporated Assn  
Account Number:



## Account Overview


CHANGE IN ACCOUNT VALUE	Current Period	Year-to-Date
BEGINNING VALUE	\$16,585,433.87	\$16,314,007.84
Additions and Withdrawals	\$0.00	\$0.00
Misc. & Corporate Actions	\$0.00	\$0.00
Income	\$44,059.25	\$387,912.33
Taxes, Fees and Expenses	\$0.00	\$0.00
Other Activity	\$47.76	\$1,617.94
Change in Value	\$27,942.46	(\$46,054.77)
ENDING VALUE (AS OF 06/30/24)	\$16,657,483.34	\$16,657,483.34
Total Accrued Interest	\$145,151.62	
<b>Ending Value with Accrued Interest</b>	<b>\$16,802,634.96</b>	

Refer to Miscellaneous Footnotes for more information on Change in Value.

INCOME	Current Period	Year-to-Date
TAXABLE		
Taxable Dividends	\$1,282.27	\$14,581.47
Taxable Interest	\$42,776.98	\$373,330.86
<b>TOTAL TAXABLE</b>	<b>\$44,059.25</b>	<b>\$387,912.33</b>
<b>TOTAL INCOME</b>	<b>\$44,059.25</b>	<b>\$387,912.33</b>

Taxable income is determined based on information available to NFS at the time the statement was prepared, and is subject to change. Final information on taxation of interest and dividends is available on Form 1099-Div, which is mailed in February of the subsequent year.

## ACCOUNT ALLOCATION



	Percent	Prior Period	Current Period
Money Markets	0.0 %	\$135,192.67	\$0.00
Bank Deposits	0.1	\$0.00	\$17,687.68
CDs	50.7	\$8,434,590.70	\$8,451,319.46
U.S. Treasury / Agency Sec.	49.2	\$8,015,650.50	\$8,188,476.20
<b>TOTAL</b>	<b>100.0 %</b>	<b>\$16,585,433.87</b>	<b>\$16,657,483.34</b>

Account Allocation shows the percentage that each asset class represents of your total account value. Account Allocation for equities, fixed income, and other categories may include mutual funds and may be net of short positions. NFS has made assumptions concerning how certain mutual funds are allocated. Closed-end mutual funds and Exchange Traded Products (ETPs) listed on an exchange may be included in the equity allocation. The chart may not reflect your actual portfolio allocation. Consult your broker/dealer prior to making investment decisions.

Account carried with National Financial Services LLC, Member  
NYSE, SIPC

6/30/24

## Byron-Bethany ID Portfolio

Issuer	Type	Price	CPN	AMOUNT	YIELD	Cash Flow	MAT.	Cusip#	Settle	CALL
FIDELITY GOV'T MMKT	CASH	\$1.00	5.00%	\$15,421	5.00%	\$ 771.05	7/1/2024	FDRXX	DAILY	
CAMP	CASH	\$1.00	5.43%	\$8,000,000	5.43%	\$ 434,400.00	7/1/2024	CAMP	DAILY	
FED FARM CREDIT BANK	AG	\$100.394	4.875%	\$250,000	4.60%	\$ 12,187.50	8/21/2024	3133EPBF1	2/21/2023	N/A
Farmers Insurance Gp CU	CD	\$100.000	5.000%	\$245,000	5.00%	\$ 12,250.00	8/26/2024	30960QAN7	2/24/2023	N/A
HTLF Bank	CD	\$100.000	4.800%	\$244,000	4.80%	\$ 11,712.00	10/18/2024	40442NCH2	4/18/2023	N/A
Intrust Bank	CD	\$100.000	4.950%	\$244,000	4.95%	\$ 12,078.00	10/21/2024	46124GBB3	4/21/2023	N/A
FED HOME LOAN BANK	AG	\$100.000	5.000%	\$500,000	5.00%	\$ 25,000.00	10/25/2024	3130ATHG5	4/18/2023	NC1MQT
Comerica Bank	CD	\$100.000	4.950%	\$244,000	4.95%	\$ 12,078.00	11/4/2024	200339FS3	5/4/2023	N/A
FARMER MAC	AG	\$100.475	4.840%	\$500,000	4.59%	\$ 24,200.00	1/24/2025	31422XV33	1/31/2023	NC1YQTR
Wells Fago Bank NA	CD	\$100.000	4.750%	\$249,000	4.75%	\$ 11,827.50	4/21/2025	949764BA1	4/19/2023	N/A
First NB of Omaha	CD	\$100.000	4.700%	\$244,000	4.70%	\$ 11,468.00	4/21/2025	332135KX9	4/19/2023	N/A
American NB Omaha	CD	\$100.000	4.900%	\$248,000	4.90%	\$ 12,152.00	5/19/2025	028402CN3	5/19/2023	NC1YMTL
First American Bank	CD	\$100.000	5.050%	\$248,000	5.05%	\$ 12,524.00	5/26/2025	318485AD1	5/24/2023	NC3MoMTL
FREDDIE MAC	AG	\$99.220	4.050%	\$500,000	4.40%	\$ 20,250.00	8/28/2025	3134GXR63	4/25/2023	NC1MQT
Greenstate CU	CD	\$100.000	4.750%	\$249,000	4.75%	\$ 11,827.50	10/28/2025	39573LDW5	4/28/2023	N/A
FED FARM CREDIT BANK	AG	\$99.525	4.125%	\$500,000	4.30%	\$ 20,625.00	12/12/2025	3133ENK82	1/31/2023	NC9moAT
FED FARM CREDIT BANK	AG	\$99.625	4.125%	\$500,000	4.32%	\$ 20,625.00	1/22/2026	3133EPW68	1/31/2024	N/A
BMO Harris Bank NA	CD	\$100.000	4.750%	\$247,000	4.75%	\$ 11,732.50	4/27/2026	05600XNX4	4/27/2023	NC6moQT
Mountain America FCB	CD	\$100.000	4.700%	\$249,000	4.70%	\$ 11,703.00	4/28/2026	6234RAT3	4/28/2023	N/A
FNB Middle Tennessee	CD	\$100.000	4.500%	\$244,000	4.50%	\$ 10,980.00	5/11/2026	32116QBJ4	5/11/2026	N/A
Lakeside Bank	CD	\$100.000	4.500%	\$249,000	4.50%	\$ 11,205.00	5/12/2026	51210SUT2	5/12/2023	N/A
CIBC USA Bank	CD	\$100.000	4.600%	\$244,000	4.60%	\$ 11,224.00	5/15/2026	12547CBH0	5/16/2023	N/A
Alma Bank	CD	\$100.000	4.500%	\$249,000	4.50%	\$ 11,205.00	5/19/2026	020080CN5	5/19/2023	N/A
FARMER MAC	AG	\$100.140	4.830%	\$500,000	4.78%	\$ 24,150.00	5/20/2026	31422X2K7	4/18/2023	NC1YQTR
FED HOME LOAN BANK	AG	\$99.000	4.000%	\$255,000	4.30%	\$ 10,200.00	9/8/2026	3130ASZS1	2/9/2023	NC9moQT
First United B&T	CD	\$100.000	4.000%	\$249,000	4.00%	\$ 9,960.00	2/8/2027	33742CCS4	2/8/2023	N/A
Bank of Oklahoma	CD	\$100.000	4.950%	\$248,000	4.95%	\$ 12,276.00	4/26/2027	05572YGM8	4/26/2023	NC1YMTL
Liberty First Credit Union	CD	\$100.000	4.500%	\$249,000	4.50%	\$ 11,205.00	4/26/2027	530520AJ4	4/25/2023	N/A
UBS Bank USA	CD	\$100.000	4.500%	\$249,000	4.50%	\$ 11,205.00	4/26/2027	90355GCW4	4/26/2023	N/A
Global Federal CU	CD	\$100.000	4.600%	\$249,000	4.60%	\$ 11,454.00	5/12/2027	37892MAF1	5/12/2023	N/A
Univest Bank	CD	\$100.000	4.450%	\$249,000	4.45%	\$ 11,080.50	5/12/2027	91527PBX4	5/12/2023	N/A
FREDDIE MAC	AG	\$100.123	4.750%	\$500,000	4.72%	\$ 23,750.00	7/12/2027	3134GYPF3	4/20/2023	NC15MOAN
FED HOME LOAN BANK	AG	\$100.584	5.050%	\$500,000	4.91%	\$ 25,250.00	10/27/2027	3130AUPV0	1/30/2023	NC9MAN

6/30/24

### Byron-Bethany ID Portfolio

MS Private Bank	CD	\$100,000	4.400%	\$244,000	4.40%	\$ 10,736.00	1/21/2028	61768UCE5	1/30/2023	NC1YS/A
Austin Telco FCU	CD	\$100,000	4.750%	\$249,000	4.75%	\$ 11,827.50	1/27/2028	052392CN5	1/27/2023	N/A
First Technology FCU	CD	\$100,000	5.000%	\$248,000	5.00%	\$ 12,400.00	2/3/2028	33715LEL0	2/3/2023	NC1YQTR
MS Bank NA	CD	\$100,000	4.650%	\$244,000	4.65%	\$ 11,346.00	2/18/2028	61773TSD6	2/21/2023	NC1YS/A
BMW Bank NA	CD	\$100,000	4.300%	\$244,000	4.30%	\$ 10,492.00	4/21/2028	05580AY81	4/21/2023	N/A
Discover Bank	CD	\$100,000	4.350%	\$244,000	4.35%	\$ 10,614.00	4/24/2028	2546734D5	4/26/2023	N/A
USALLIANCE FCU	CD	\$100,000	4.650%	\$249,000	4.65%	\$ 11,578.50	4/28/2028	90352RCZ6	4/28/2023	N/A
Freedom NW CU	CD	\$100,000	5.000%	\$248,000	5.00%	\$ 12,400.00	5/9/2028	356436AJ4	5/9/2023	NC1YMTL
Cy-Fair FCU	CD	\$100,000	4.500%	\$249,000	4.50%	\$ 11,205.00	5/12/2028	23248UAB3	5/12/2023	N/A
Capital One NA	CD	\$100,000	4.400%	\$244,000	4.40%	\$ 10,736.00	5/17/2028	14042RVS7	5/17/2023	N/A
Timberland Bank	CD	\$100,000	5.050%	\$100,000	5.05%	\$ 5,050.00	5/17/2028	88709RAH2	5/17/2023	NC3MoMTL
Medallion Bank	CD	\$100,000	5.000%	\$248,000	5.00%	\$ 12,400.00	5/24/2028	58404DSE2	5/24/2023	NC1YMTL
FED. FARM CREDIT BANK	AG	\$100,000	5.110%	\$500,000	5.11%	\$ 25,550.00	8/14/2028	3133EPTA3	9/7/2023	NC2Y AT
FREDDIE MAC	AG	\$99,695	5.250%	\$500,000	5.32%	\$ 26,250.00	9/19/2028	3134H1BN2	9/28/2023	NC6mCNRY
Synchrony Bank	CD	\$100,000	5.000%	\$243,000	5.00%	\$ 12,150.00	11/3/2028	87165H3Y4	11/3/2023	N/A
State Bank IN (Chicago)	CD	\$100,000	5.000%	\$243,000	5.00%	\$ 12,150.00	11/24/2028	8562834U7	11/24/2023	N/A
FREDDIE MAC	AG	\$99,525	4.375%	\$500,000	4.48%	\$ 21,875.00	2/9/2029	3134H1SK0	2/23/2024	NC2xCNRY
FED HOME LOAN BANK	AG	\$100,680	4.750%	\$500,000	4.60%	\$ 23,750.00	3/22/2029	3130B0K81	4/1/2024	NC3y1X
FED HOME LOAN BANK	AG	\$100,000	5.050%	\$515,000	5.05%	\$ 26,007.50	4/9/2029	3130B0RG6	4/18/2024	NC18m1X
FED. FARM CREDIT BANK	AG	\$100,000	5.000%	\$565,000	5.00%	\$ 28,250.00	4/9/2029	3133ERAC5	4/12/2024	NC2Y AT
FHLMC	AG	\$99,490	4.625%	\$665,000	4.74%	\$ 30,756.25	6/27/2029	3134H12P7	6/27/2024	NC1Y ANN
<b>Total &amp; Average</b>			<b>4.94%</b>	<b>\$24,752,421</b>	<b>4.95%</b>	<b>\$ 1,222,079.30</b>	<b>1.85 YRS</b>			



Investment	Avg Yield	Yr 1- Cash Flow	Maturity	Amount	Percentage
\$24,752,421	4.95%	\$1,222,079	CASH	\$8,015,421	32%
Asset Type	Percent	AMT	2024	\$1,727,000	7%
CASH	32%	\$8,015,421	2025	\$2,738,000	11%
US Agency	33%	\$8,250,000	2026	\$2,737,000	11%
CDs	34%	\$8,487,000	2027	\$2,493,000	10%
Total	100%	\$24,752,421	2028	\$4,297,000	17%
			2029	\$2,745,000	11%
			WAM	1.85 YRS	100%



**Byron-Bethany Irrigation District**  
**Account Reconciliation**  
**As of Jun 30, 2024**  
**1003 - Cash-L.A.I.F. State Treasurer**  
**Bank Statement Date: June 30, 2024**

Filter Criteria includes: Report is printed in Detail Format.

Beginning GL Balance	4,295,342.93
Add: Cash Receipts	
Less: Cash Disbursements	
Add (Less) Other	<u>(2,800,000.00)</u>
Ending GL Balance	<u>1,495,342.93</u>
Ending Bank Balance	1,495,342.93
Add back deposits in transit	_____
Total deposits in transit	
(Less) outstanding checks	_____
Total outstanding checks	
Add (Less) Other	_____
Total other	
Unreconciled difference	<u>0.00</u>
Ending GL Balance	<u><u>1,495,342.93</u></u>

California State Treasurer  
**Fiona Ma, CPA**



Local Agency Investment Fund  
 P.O. Box 942809  
 Sacramento, CA 94209-0001  
 (916) 653-3001

July 01, 2024

[LAIF Home](#)  
[PMIA Average Monthly Yields](#)

BYRON BETHANY IRRIGATION DISTRICT

SECRETARY  
 7995 BRUNS ROAD  
 BYRON, CA 94514

Tran Type Definitions

//

**Account Number:**

June 2024 Statement

Effective Date	Transaction Date	Tran Type	Confirm Number	Web Confirm Number	Authorized Caller	Amount
6/12/2024	6/11/2024	RW	1754046	1714469	JULIA GAVRILENKO	-2,800,000.00

Account Summary

Total Deposit:	0.00	Beginning Balance:	4,295,342.93
Total Withdrawal:	-2,800,000.00	Ending Balance:	1,495,342.93

**Byron-Bethany Irrigation District**  
**Account Reconciliation**  
**As of Jun 30, 2024**  
**1002 - CAMP - CA Asset Mngmnt Program**  
**Bank Statement Date: June 30, 2024**

Filter Criteria includes: Report is printed in Detail Format.

Beginning GL Balance	8,027,922.50
Add: Cash Receipts	
Less: Cash Disbursements	
Add (Less) Other	2,841,554.57
Ending GL Balance	<u>10,869,477.07</u>
Ending Bank Balance	<u>10,869,477.07</u>
Add back deposits in transit	_____
Total deposits in transit	
(Less) outstanding checks	_____
Total outstanding checks	
Add (Less) Other	_____
Total other	
Unreconciled difference	<u>0.00</u>
Ending GL Balance	<u><u>10,869,477.07</u></u>



**Account Statement**

For the Month Ending **June 30, 2024**

Byron Bethany Irrigation District - Byron Bethany Irrigation District

Trade Date	Settlement Date	Transaction Description	Share or Unit Price	Dollar Amount of Transaction	Total Shares Owned
<b>CAMP Pool</b>					
<b>Opening Balance</b>					<b>8,027,922.50</b>
06/17/24	06/17/24	Purchase - ACH Purchase	1.00	2,800,000.00	10,827,922.50
06/28/24	07/01/24	Accrual Income Div Reinvestment - Distributions	1.00	41,554.57	10,869,477.07
<b>Closing Balance</b>					<b>10,869,477.07</b>

	Month of June	Fiscal YTD January-June
Opening Balance	8,027,922.50	0.00
Purchases	2,841,554.57	10,869,477.07
Redemptions (Excl. Checks)	0.00	0.00
Check Disbursements	0.00	0.00
<b>Closing Balance</b>	<b>10,869,477.07</b>	<b>10,869,477.07</b>
Cash Dividends and Income	41,554.57	69,477.07

<b>Closing Balance</b>	10,869,477.07
<b>Average Monthly Balance</b>	9,338,744.62
<b>Monthly Distribution Yield</b>	5.43%

**Byron-Bethany Irrigation District**  
**Account Reconciliation**  
**As of Jun 30, 2024**  
**1017 - Comerica**  
**Bank Statement Date: June 30, 2024**

Filter Criteria includes: Report is printed in Detail Format.

---

Beginning GL Balance	204,673.03
Add: Cash Receipts	
Less: Cash Disbursements	
Add (Less) Other	2,801.71
Ending GL Balance	<u>207,474.74</u>
Ending Bank Balance	<u>207,474.74</u>
Add back deposits in transit	<u>                    </u>
Total deposits in transit	
(Less) outstanding checks	<u>                    </u>
Total outstanding checks	
Add (Less) Other	<u>                    </u>
Total other	
Unreconciled difference	<u>0.00</u>
Ending GL Balance	<u><u>207,474.74</u></u>



# Your Ameriprise statement

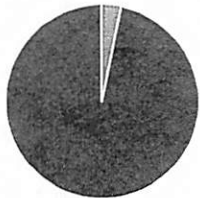
for June 1, 2024 to June 30, 2024

PREPARED FOR BYRON-BETHANY ID

## Value of your investment accounts

	This month	This year
Beginning value	\$204,673.03	\$212,054.20
Net deposits & withdrawals	\$0.00	\$0.00
Dividends, interest & income	\$1.71	\$120.54
Change in value	\$2,800.00	-\$4,700.00
Ending value	\$207,474.74	\$207,474.74

## Your asset allocation



Asset class	Value on Jun 30, 2024	Percent of assets
● Cash & cash investments*	\$6,924.74	3.3%
● Fixed income	\$200,550.00	96.7%
<b>Total assets</b>	<b>\$207,474.74</b>	<b>100%</b>

\*Cash investments includes cash held inside pooled investments (e.g. mutual funds), as part of a manager's investment strategy, and is not directly accessible unless you sell some of that investment. For details visit [ameriprise.com/allocation](http://ameriprise.com/allocation).

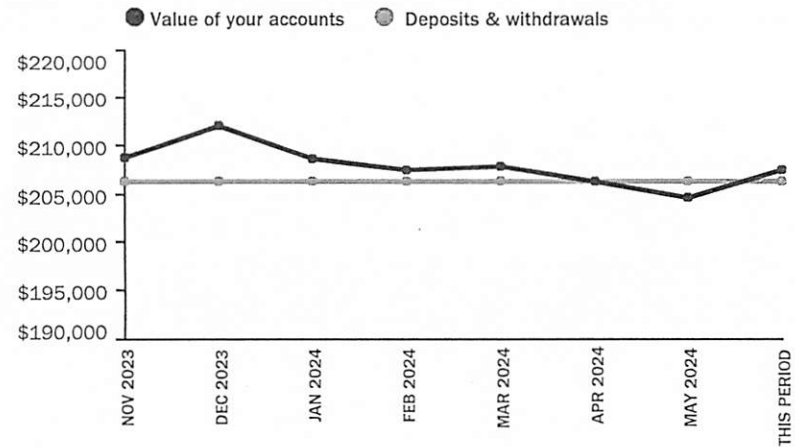
LTSL00

Your personal advisor  
Chris Theut AAMS™

## TR Financial Group

A financial advisory practice of Ameriprise Financial Services, LLC  
39400 Woodward Ave Ste 255  
Bloomfield Hills, MI 48304-5150  
248.645.4173  
Chris.Theut@comericafinancialadvisors.com  
[www.ameripriseadvisors.com/chris.theut](http://www.ameripriseadvisors.com/chris.theut)


## Value of your investment accounts over time



This chart provides a five-year view of your account values. The black line shows the value of your accounts, while the gray line shows your net contributions (deposits less withdrawals).



Get all the details online at [ameriprise.com](http://ameriprise.com). Click the Portfolio tab to find your latest account value, activity and asset allocation. Your Ameriprise financial advisor can help you understand how the stated account value shown here may differ from the amount you'd receive if you sold your assets (after any tax withholding, outstanding loans, pending transactions and potential fees).



Securities offered through Ameriprise Financial Services, LLC. Member FINRA/SIPC.

**Byron-Bethany Irrigation District**  
**Account Reconciliation**  
**As of Jun 30, 2024**  
**1080 - Petty Cash**  
**Bank Statement Date: June 30, 2024**

Filter Criteria includes: Report is printed in Detail Format.

---

Beginning GL Balance	160.68
Add: Cash Receipts	
Less: Cash Disbursements	
Add (Less) Other	<u>(20.00)</u>
Ending GL Balance	<u>140.68</u>
Ending Bank Balance	140.68
Add back deposits in transit	<u>                    </u>
Total deposits in transit	
(Less) outstanding checks	<u>                    </u>
Total outstanding checks	
Add (Less) Other	<u>                    </u>
Total other	
Unreconciled difference	<u>0.00</u>
Ending GL Balance	<u><u>140.68</u></u>

Byron Bethany Irrigation District  
Petty Cash Reconciliation

Beg. Balance
\$160.68

Date	Description	Debit	Credit	GL	Running Balance
6/26/2024	CCC Recorder - Lien Release Fees		20.00	6332	\$140.68
					\$140.68

Currency on Hand	Quantity	Total
\$0.01	x	3    0.03
\$0.05	x	12    0.60
\$0.10	x	18    1.80
\$0.25	x	9    2.25
\$1.00	x	6    6.00
\$1.00	x	-    -
\$5.00	x	8    40.00
\$10.00	x	5    50.00
\$20.00	x	2    40.00
\$50.00	x	-    -
\$100.00	x	-    -
<b>Total Cash on Hand</b>		<b>140.68</b>

Prepared By: Julia Gavrilenko

Checked By: Ilona Malgorzata Ruiz

Date: 6/28/2024 *JG*

Date: 7/1/2024 *Ilona Ruiz*

Approved By: \_\_\_\_\_

Date: \_\_\_\_\_



**Byron-Bethany Irrigation District**  
**Check Register**  
**For the Period From Jun 1, 2024 to Jun 30, 2024**

Filter Criteria includes: Report order is by Date.

Check #	Date	Payee	Cash A	Amount
ACH Payment	6/3/24	Central Valley Community Bank	1010C	28,755.17
46604	6/4/24	Alhambra Water Service	1010C	454.34
46605	6/4/24	Contra Costa Health Services	1010C	2,495.00
46606	6/4/24	Michael Cervantes	1010C	105.00
46607	6/4/24	City of Brentwood	1010C	769.25
46608	6/4/24	Natividad Clark	1010C	105.00
46609	6/4/24	Cameron Davis	1010C	105.00
46610	6/4/24	Bobby Farmer	1010C	105.00
46611	6/4/24	Hazen & Sawyer	1010C	20,165.00
46612	6/4/24	Holt of California	1010C	18,897.78
46613	6/4/24	Home Depot Credit Services	1010C	1,441.93
46614	6/4/24	Irrigation Resources Linden	1010C	1,154.08
46615	6/4/24	Julia Gavrilenko	1010C	255.48
46616	6/4/24	Laurina Rocha	1010C	100.00
46617	6/4/24	Lingo	1010C	250.03
46618	6/4/24	Richard Martinez	1010C	105.00
46619	6/4/24	Robert Scott Mehring	1010C	105.00
46620	6/4/24	Marcus Navejas	1010C	105.00
46621	6/4/24	Ruben Orozco	1010C	105.00
46622	6/4/24	Edwin R. Pattison Jr.	1010C	105.00
46623	6/4/24	Carol Petz	1010C	105.00
46624	6/4/24	Pacific Gas & Electric WSSA	1010C	367.32
46625	6/4/24	Quality Communications	1010C	462.95
46626	6/4/24	Joseph Resendes	1010C	105.00
46627	6/4/24	David Vaz	1010C	105.00
46628	6/4/24	Ricardo Vega	1010C	105.00
46629	6/4/24	Bay Alarm Company	1010C	987.03
46630	6/4/24	Cintas Corporation #922	1010C	1,027.83
46631	6/4/24	San Luis Water District	1010C	448.43
46632	6/4/24	James Gutierrez	1010C	35.00
46633	6/4/24	Western Area Power Administration	1010C	1,219.87
46634	6/4/24	Stericycle, Inc.	1010C	142.97

**Byron-Bethany Irrigation District**  
**Check Register**  
**For the Period From Jun 1, 2024 to Jun 30, 2024**

Filter Criteria includes: Report order is by Date.

Check #	Date	Payee	Cash A	Amount
46635	6/4/24	California Advocates	1010C	7,500.00
46636	6/4/24	City of Tracy	1010C	148.86
46637	6/4/24	Comcast	1010C	113.87
46638	6/4/24	Foley & Lardner LLP	1010C	10,000.00
46639	6/4/24	W. W. Grainger, Inc.	1010C	1,278.26
46640	6/4/24	Ilona Ruiz	1010C	153.64
46641	6/4/24	J-COMM Inc	1010C	7,000.00
46642	6/4/24	Knight's Site Services	1010C	476.41
46643	6/4/24	Mizuno Consulting, Inc.	1010C	7,974.56
46644	6/4/24	CENCAL Auto & Truck Parts Inc.	1010C	61.76
46645	6/4/24	Plus IT, Inc.	1010C	2,036.55
46646	6/4/24	PWRPA	1010C	53,030.64
46647	6/4/24	Ramos Oil Co., Inc.	1010C	9,701.41
46648	6/4/24	Dornoch Inc.	1010C	3,075.13
46649	6/4/24	Rossana Talavera	1010C	1,800.00
46650	6/4/24	ACWA Joint Powers Insurance Authority	1010C	49,931.61
46651	6/4/24	California Welding Supply	1010C	217.00
46652	6/4/24	Pacific Gas & Electric 2085	1010C	14,592.30
46653	6/4/24	Provost & Prichard Consulting Group	1010C	15,578.65
46654	6/4/24	Holt of California	1010C	1,136.03
46655	6/13/24	Bay Alarm Company	1010C	863.46
46656	6/13/24	CoreLogic Solutions, LLC	1010C	297.00
46657	6/13/24	Creative Outdoor Environments, Inc.	1010C	1,400.00
46658	6/13/24	Tracy Delta Solid Waste Management, Inc	1010C	670.23
46659	6/13/24	Exponent, Inc.	1010C	12,697.00
46660	6/13/24	Fruit Growers Laboratory Inc.	1010C	819.00
46661	6/13/24	Lingo	1010C	125.01
46662	6/13/24	Pacific Gas & Electric 4120	1010C	52,317.30
46663	6/13/24	Sunset Fencing & Patio Covers	1010C	19,464.00
46664	6/13/24	Tri-West Tractor, Inc.	1010C	7,205.78
46665	6/13/24	Pacific Gas & Electric WSSA	1010C	95.11
46666	6/13/24	Western Area Power Administration	1010C	11,253.67

**Byron-Bethany Irrigation District**  
**Check Register**  
**For the Period From Jun 1, 2024 to Jun 30, 2024**

Filter Criteria includes: Report order is by Date.

Check #	Date	Payee	Cash A	Amount
46667	6/13/24	Bureau of Reclamation	1010C	2,645.76
46668	6/13/24	Bureau of Reclamation	1010C	4.24
46669	6/13/24	AT&T	1010C	181.40
46670	6/13/24	AT & T Mobility	1010C	864.92
46672	6/18/24	Hunt Equipment, LLC DBA	1010C	1,450.08
46673	6/18/24	Somach, Simmons & Dunn	1010C	142,891.91
46671	6/18/24	Wells Fargo Financial Leasing	1010C	494.25
46674	6/18/24	Lingo	1010C	250.03
46675	6/18/24	Irrigation Resources Linden	1010C	6,985.12
46676	6/20/24	Rossana Talavera	1010C	1,325.00
<b>Total</b>				<b><u>530,901.41</u></b>

**Byron-Bethany Irrigation District**  
**Purchase Journal**  
**For the Period From Jun 1, 2024 to Jun 30, 2024**

Date	Invoice/CM #	Line Description	Debit Amount	Credit Amount
6/1/24	231BBID0524	PWRPA - ASA Power for the Period of 5/1/2024 - 5/31/2024	51,561.15	
6/1/24	231BBID0524	PWRPA P3 - Funding for the Period of 5/1/2024 - 5/31/2024	1,469.49	
6/1/24	231BBID0524	PWRPA		53,030.64
6/1/24	240673	Managed Services for May 2024 - 16 PkC/Laptop, 3 Servers	474.05	
6/1/24	240673	Plus IT, Inc.		474.05
6/1/24	29801998	Garbage Service WSSA - Service address: 20100 Wicklund, Tracy, CA - June 2024	163.43	
6/1/24	29801998	DHQ Refuse Service Provided - 20Y Rolloff on 5/30/2024 - Service address: 7995 Bruns Road, Byron, CA	506.80	
6/1/24	29801998	Tracy Delta Solid Waste Management, Inc		670.23
6/1/24	829215163X060924	Mobile Data plan & Usage for the Period: 5/2/2024 - 6/1/2024	146.90	
6/1/24	829215163X060924	WSSA, Account #829215163		146.90
6/1/24	829215163X060924	AT & T Mobility		146.90
6/1/24	RUI01Apr-June2024	Reimbursement of Business Use of Personal Cell Phone for: April - June 2024	105.00	
6/1/24	RUI01Apr-June2024	Mileage Reimbursement for: 4/30/24-5/30/24	48.64	
6/1/24	RUI01Apr-June2024	Ilona Ruiz		153.64
6/2/24	21447133	Monitoring Fee - Fire & Sprinkler Inspection Services 7/1/2024 - 9/30/2024	863.46	
6/2/24	21447133	Bay Alarm Company		863.46
6/3/24	06032024	Mileage Reimbursement	150.48	
6/3/24	06032024	Julia Gavrilenko		150.48
6/3/24	06032024	Pacific Gas & Electric Charges Account #4120785230 Irrigation Pump-Walnuts for Service Period 4/23/2024 - 5/21/2024	19.98	
6/3/24	06032024	Pacific Gas & Electric Charges Account #4122301135 Sandhu MP17.59 for Service Period 4/23/2024 - 5/21/2024	7,587.91	
6/3/24	06032024	Pacific Gas & Electric Charges Account #4120100230 WO DM C OTL for Service Period 4/23/2024 - 5/21/2024	19.98	
6/3/24	06032024	Pacific Gas & Electric Charges Account #4120785189 Spatafore AT DM C & Lammers Rd for Service Period 4/23/2024 - 5/21/2024	177.18	
6/3/24	06032024	Pacific Gas & Electric Charges Account #4120785354 Tatla MP19.15 Chrisman Road for Service Period 4/23/2024 - 5/21/2024	3,100.38	
6/3/24	06032024	Pacific Gas & Electric Charges Account #4129023266 Delta Mendota Canal for Service Period 4/23/2024 - 5/21/2024	26.55	
6/3/24	06032024	Pacific Gas & Electric Charges Account #412684479 Pumping Cost for Well on Corral Hollow for Service Period 4/23/2024 - 5/21/2024	41,343.29	
6/3/24	06032024	Pacific Gas & Electric Charges Account #4123236877 Delta Mendota Canal N/S 4/23/2024 - 5/21/2024	42.03	
6/3/24	06032024	Pacific Gas & Electric 4120		52,317.30
6/3/24	060324	Communications, Outreach and Public Affairs for June 2024	4,900.00	
6/3/24	060324	Website Services for June 2024	2,100.00	
6/3/24	060324	J-COMM Inc		7,000.00
6/3/24	2024-5	Consulting and/or Professional Services for the period of: May 2024 - Water Rate Analysis & Development, LV & Sisk Dam Expansions, Storage of MH's SSJID	7,974.56	
6/3/24	2024-5	Mizuno Consulting, Inc.		7,974.56
6/3/24	2024Benefits0703003	ALV01 - Director Health Benefits for the Period of: July 2024	1,885.08	
6/3/24	2024Benefits0703003	ALV01 - Director Dental Benefits for the Period of: July 2024	68.97	
6/3/24	2024Benefits0703003	ALV01 - Director Vision Benefits for the Period of: July 2024	18.56	

**Byron-Bethany Irrigation District**  
**Purchase Journal**  
**For the Period From Jun 1, 2024 to Jun 30, 2024**

<b>Date</b>	<b>Invoice/CM #</b>	<b>Line Description</b>	<b>Debit Amount</b>	<b>Credit Amount</b>
6/3/24	2024Benefits0703003	ALV01 - Director Life Benefits for the Period of: July 2024	9.50	
6/3/24	2024Benefits0703003	ALV01 - Director Employee Assistance Program - July 2024	2.48	
6/3/24	2024Benefits0703003	CER01 - O&M Health Benefits for the Period of: July 2024	942.54	
6/3/24	2024Benefits0703003	CER01 - O&M Dental Benefits for the Period of: July 2024	32.84	
6/3/24	2024Benefits0703003	CER01 - O&M Vision Benefits for the Period of: July 2024	18.56	
6/3/24	2024Benefits0703003	CER01 - O&M Life Benefits for the Period of: July 2024	18.00	
6/3/24	2024Benefits0703003	CER01 - O&M Employee Assistance Program - July 2024	2.48	
6/3/24	2024Benefits0703003	DAV01 - O&M Health Benefits for the Period of: July 2024	880.90	
6/3/24	2024Benefits0703003	DAV01 - O&M Dental Benefits for the Period of: July 2024	32.84	
6/3/24	2024Benefits0703003	DAV01 - O&M Vision Benefits for the Period of: July 2024	18.56	
6/3/24	2024Benefits0703003	DAV01 - O&M Life Benefits for the Period of: July 2024	9.00	
6/3/24	2024Benefits0703003	DAV01 - O&M Employee Assistance Program - July 2024	2.48	
6/3/24	2024Benefits0703003	FAR01 - O&M Health Benefits for the Period of: July 2024	1,413.81	
6/3/24	2024Benefits0703003	FAR01 - O&M Health Benefits Liability for the Period of: July 2024	471.27	
6/3/24	2024Benefits0703003	FAR01 - O&M Dental Benefits for the Period of: July 2024	32.84	
6/3/24	2024Benefits0703003	FAR01 - O&M Dental Benefits Liability for the Period of: July 2024	36.13	
6/3/24	2024Benefits0703003	FAR01 - O&M Vision Benefits for the Period of: July 2024	18.56	
6/3/24	2024Benefits0703003	FAR01 - O&M Life Benefits for the Period of: July 2024	25.00	
6/3/24	2024Benefits0703003	FAR01 - O&M Employee Assistance Program - July 2024	2.48	
6/3/24	2024Benefits0703003	GAV01 - Admin Health Benefits for the Period of: July 2024	880.90	
6/3/24	2024Benefits0703003	GAV01 - Admin Dental Benefits for the Period of: July 2024	32.84	
6/3/24	2024Benefits0703003	GAV01 - Admin Vision Benefits for the Period of: July 2024	18.56	
6/3/24	2024Benefits0703003	GAV01 - Admin Life Benefits for the Period of: July 2024	18.00	
6/3/24	2024Benefits0703003	GAV01 - Admin Employee Assistance Program - July 2024	2.48	
6/3/24	2024Benefits0703003	GUT01 - O&M Health Benefits for the Period of: July 2024 & May & June 2024 Adjustments	2,332.80	
6/3/24	2024Benefits0703003	GUT01 - O&M Health Benefits Liability for the Period of: July 2024 May & June 2024 Adjustments	1,390.23	
6/3/24	2024Benefits0703003	GUT01 - O&M Dental Benefits for the Period of: July 2024	32.84	
6/3/24	2024Benefits0703003	GUT01 - O&M Vision Benefits for the Period of: July 2024	18.56	
6/3/24	2024Benefits0703003	GUT01 - O&M Life Benefits for the Period of: July 2024	9.00	
6/3/24	2024Benefits0703003	GUT01 - O&M Employee Assistance Program - July 2024	2.48	
6/3/24	2024Benefits0703003	RUI01 - Admin Health Benefits for the Period of: July 2024	880.90	
6/3/24	2024Benefits0703003	RUI01 - Admin Dental Benefits for the Period of: July 2024	32.84	
6/3/24	2024Benefits0703003	RUI01 - Admin Vision Benefits for the Period of: July 2024	18.56	
6/3/24	2024Benefits0703003	RUI01 - Admin Life Benefits for the Period of: July 2024	9.00	
6/3/24	2024Benefits0703003	RUI01 - Admin Employee Assistance Program - July 2024	2.48	
6/3/24	2024Benefits0703003	MAG10 - Director Health Benefits for the Period of: July 2024	2,497.73	
6/3/24	2024Benefits0703003	MAG10 - Director Dental Benefits for the Period of: July 2024	128.32	
6/3/24	2024Benefits0703003	MAG10 - Director Vision Benefits for the Period of: July 2024	18.56	
6/3/24	2024Benefits0703003	MAG10 - Director Life Benefits for the Period of: July 2024	7.10	
6/3/24	2024Benefits0703003	MAG10 - Director Employee Assistance Program - July 2024	2.48	
6/3/24	2024Benefits0703003	MAG11 - Director Health Benefits for the Period of: July 2024	942.54	
6/3/24	2024Benefits0703003	MAG11 - Director Dental Benefits for the Period of: July 2024	68.97	
6/3/24	2024Benefits0703003	MAG11 - Director Vision Benefits for the Period of: July 2024	18.56	
6/3/24	2024Benefits0703003	MAG11 - Director Life Benefits for the Period of: July 2024	9.50	
6/3/24	2024Benefits0703003	MAG11 - Director Employee Assistance Program - July 2024	2.48	
6/3/24	2024Benefits0703003	MAR01 - O&M Health Benefits for the Period of: July 2024	2,009.18	
6/3/24	2024Benefits0703003	MAR01 - O&M Health Benefits Liability for the Period of: July 2024	669.72	
6/3/24	2024Benefits0703003	MAR01 - O&M Dental Benefits for the Period of: July 2024	32.84	

**Byron-Bethany Irrigation District**  
**Purchase Journal**  
**For the Period From Jun 1, 2024 to Jun 30, 2024**

Date	Invoice/CM #	Line Description	Debit Amount	Credit Amount
6/3/24	2024Benefits0703003	MAR01 - O&M Dental Benefits Liability for the Period of: July 2024	36.13	
6/3/24	2024Benefits0703003	MAR01 - O&M Vision Benefits for the Period of: July 2024	18.56	
6/3/24	2024Benefits0703003	MAR01 - O&M Life Benefits for the Period of: July 2024	37.00	
6/3/24	2024Benefits0703003	MAR01 - O&M Employee Assistance Program - July 2024	2.48	
6/3/24	2024Benefits0703003	MAR02 - O&M Health Benefits for the Period of: July 2024	1,339.45	
6/3/24	2024Benefits0703003	MAR02 - O&M Dental Benefits for the Period of: July 2024	32.84	
6/3/24	2024Benefits0703003	MAR02 - O&M Dental Benefits Liability for the Period of: July 2024	36.13	
6/3/24	2024Benefits0703003	MAR02 - O&M Vision Benefits for the Period of: July 2024	18.56	
6/3/24	2024Benefits0703003	MAR02 - O&M Life Benefits for the Period of: July 2024	9.00	
6/3/24	2024Benefits0703003	MAR02 - O&M Employee Assistance Program - July 2024	2.48	
6/3/24	2024Benefits0703003	MEH01 - O&M Health Benefits for the Period of: July 2024	1,339.45	
6/3/24	2024Benefits0703003	MEH01 - O&M Dental Benefits for the Period of: July 2024	32.84	
6/3/24	2024Benefits0703003	MEH01 - O&M Vision Benefits for the Period of: July 2024	18.56	
6/3/24	2024Benefits0703003	MEH01 - O&M Life Benefits for the Period of: July 2024	37.00	
6/3/24	2024Benefits0703003	MEH01 - O&M Employee Assistance Program - July 2024	2.48	
6/3/24	2024Benefits0703003	NAV01 - O&M Health Benefits for the Period of: July 2024	1,339.45	
6/3/24	2024Benefits0703003	NAV01 - O&M Dental Benefits for the Period of: July 2024	32.84	
6/3/24	2024Benefits0703003	NAV01 - O&M Vision Benefits for the Period of: July 2024	18.56	
6/3/24	2024Benefits0703003	NAV01 - O&M Life Benefits for the Period of: July 2024	10.00	
6/3/24	2024Benefits0703003	NAV01 - O&M Employee Assistance Program - July 2024	2.48	
6/3/24	2024Benefits0703003	ORO01 - O&M Health Benefits for the Period of: July 2024	1,664.90	
6/3/24	2024Benefits0703003	ORO01 - O&M Health Benefits Liability for the Period of: July 2024	783.99	
6/3/24	2024Benefits0703003	ORO01 - O&M Dental Benefits for the Period of: July 2024	32.84	
6/3/24	2024Benefits0703003	ORO01 - O&M Dental Benefits Liability for the Period of: July 2024	95.48	
6/3/24	2024Benefits0703003	ORO01 - O&M Vision Benefits for the Period of: July 2024	18.56	
6/3/24	2024Benefits0703003	ORO01 - O&M Life Benefits for the Period of: July 2024	10.00	
6/3/24	2024Benefits0703003	ORO01 - O&M Employee Assistance Program - July 2024	2.48	
6/3/24	2024Benefits0703003	PAT01 - Admin Health Benefits for the Period of: July 2024	1,720.14	
6/3/24	2024Benefits0703003	PAT01 - Admin Health Benefits Liability for the Period of: July 2024	777.59	
6/3/24	2024Benefits0703003	PAT01 - Admin Dental Benefits for the Period of: July 2024	32.84	
6/3/24	2024Benefits0703003	PAT01 - Admin Dental Benefits Liability for the Period of: July 2024	95.48	
6/3/24	2024Benefits0703003	PAT01 - Admin Vision Benefits for the Period of: July 2024	18.56	
6/3/24	2024Benefits0703003	PAT01 - Admin Vision Benefits for the Period of: July 2024	53.00	
6/3/24	2024Benefits0703003	PAT01 - Admin Employee Assistance Program - July 2024	2.48	
6/3/24	2024Benefits0703003	PER01 - Director Health Benefits for the Period of: July 2024	942.54	
6/3/24	2024Benefits0703003	PER01 - Director Dental Benefits for the Period of: July 2024	32.84	
6/3/24	2024Benefits0703003	PER01 - Director Vision Benefits for the Period of: July 2024	18.56	
6/3/24	2024Benefits0703003	PER01 - Director Life Benefits for the Period of: July 2024	7.10	
6/3/24	2024Benefits0703003	PER01 - Director Employee Assistance Program - July 2024	2.48	
6/3/24	2024Benefits0703003	PET10 - Director Health Benefits for the Period of: July 2024	942.54	
6/3/24	2024Benefits0703003	PET10 - Director Dental Benefits for the Period of: July 2024	68.97	
6/3/24	2024Benefits0703003	PET10 - Director Vision Benefits for the Period of: July 2024	18.56	
6/3/24	2024Benefits0703003	PET10 - Director Life Benefits for the Period of: July 2024	10.25	
6/3/24	2024Benefits0703003	PET10 - Director Employee Assistance Program - July 2024	2.48	
6/3/24	2024Benefits0703003	PET01 - Admin Health Benefits for the Period of: July 2024	1,413.81	
6/3/24	2024Benefits0703003	PET01 - Admin Health Benefits Liability for the Period of: July 2024	471.27	
6/3/24	2024Benefits0703003	PET01 - Admin Dental Benefits for the Period of: July 2024	32.84	

**Byron-Bethany Irrigation District**  
**Purchase Journal**  
**For the Period From Jun 1, 2024 to Jun 30, 2024**

Date	Invoice/CM #	Line Description	Debit Amount	Credit Amount
6/3/24	2024Benefits0703003	PET01 - Admin Dental Benefits Liability for the Period of: July 2024		36.13
6/3/24	2024Benefits0703003	PET01 - Admin Vision Benefits for the Period of: July 2024	18.56	
6/3/24	2024Benefits0703003	PET01 - Admin Life Benefits for the Period of: July 2024	44.18	
6/3/24	2024Benefits0703003	PET01 - Admin Employee Assistance Program - July 2024	2.48	
6/3/24	2024Benefits0703003	RES01 - O&M Health Benefits for the Period of: July 2024	880.90	
6/3/24	2024Benefits0703003	RES01 - O&M Dental Benefits for the Period of: July 2024	32.84	
6/3/24	2024Benefits0703003	RES01 - O&M Vision Benefits for the Period of: July 2024	18.56	
6/3/24	2024Benefits0703003	RES01 - O&M Life Benefits for the Period of: July 2024	14.00	
6/3/24	2024Benefits0703003	RES01 - O&M Employee Assistance Program - July 2024	2.48	
6/3/24	2024Benefits0703003	CLA01 - O&M Health Benefits for the Period of: July 2024	1,321.35	
6/3/24	2024Benefits0703003	CLA01 - O&M Health Benefits Liability for the Period of: July 2024		440.44
6/3/24	2024Benefits0703003	CLA01 - O&M Dental Benefits for the Period of: July 2024	32.84	
6/3/24	2024Benefits0703003	CLA01 - O&M Dental Benefits Liability for the Period of: July 2024		36.13
6/3/24	2024Benefits0703003	CLA01 - O&M Vision Benefits for the Period of: July 2024	18.56	
6/3/24	2024Benefits0703003	CLA01 - O&M Life Benefits for the Period of: July 2024	14.00	
6/3/24	2024Benefits0703003	CLA01 - O&M Employee Assistance Program - July 2024	2.48	
6/3/24	2024Benefits0703003	TUS15 - Director Health Benefits for the Period of: July 2024	1,885.08	
6/3/24	2024Benefits0703003	TUS15 - Director Dental Benefits for the Period of: July 2024	68.97	
6/3/24	2024Benefits0703003	TUS15 - Director Vision Benefits for the Period of: July 2024	18.56	
6/3/24	2024Benefits0703003	TUS15 - Director Life Benefits for the Period of: July 2024	9.77	
6/3/24	2024Benefits0703003	TUS15 - Director Employee Assistance Program - July 2024	2.48	
6/3/24	2024Benefits0703003	VAZ01 - O&M Health Benefits for the Period of: July 2024	1,664.90	
6/3/24	2024Benefits0703003	VAZ01 - O&M Health Benefits Liability for the Period of: July 2024		783.99
6/3/24	2024Benefits0703003	VAZ01 - O&M Dental Benefits for the Period of: July 2024	32.84	
6/3/24	2024Benefits0703003	VAZ01 - O&M Dental Benefits Liability for the Period of: July 2024		95.48
6/3/24	2024Benefits0703003	VAZ01 - O&M Vision Benefits for the Period of: July 2024	18.56	
6/3/24	2024Benefits0703003	VAZ01 - O&M Life Benefits for the Period of: July 2024	18.00	
6/3/24	2024Benefits0703003	VAZ01 - O&M Employee Assistance Program - July 2024	2.48	
6/3/24	2024Benefits0703003	VEG01 - O&M Health Benefits for the Period of: July 2024	1,664.90	
6/3/24	2024Benefits0703003	VEG01 - O&M Health Benefits Liability for the Period of: July 2024		783.99
6/3/24	2024Benefits0703003	VEG01 - O&M Dental Benefits for the Period of: July 2024	32.84	
6/3/24	2024Benefits0703003	VEG01 - O&M Dental Benefits Liability for the Period of: July 2024		36.13
6/3/24	2024Benefits0703003	VEG01 - Admin Vision Benefits for the Period of: July 2024	18.56	
6/3/24	2024Benefits0703003	VEG01 - O&M Life Benefits for the Period of: July 2024	14.00	
6/3/24	2024Benefits0703003	VEG01 - O&M Employee Assistance Program - July 2024	2.48	
6/3/24	2024Benefits0703003	Arnaudo - Retiree Health Benefits for the Period of: July 2024	412.45	
6/3/24	2024Benefits0703003	Bedford - Retiree Health Benefits for the Period of: July 2024	824.90	
6/3/24	2024Benefits0703003	Carson - Retiree Health Benefits for the Period of: July 2024	412.45	
6/3/24	2024Benefits0703003	Griffith - Retiree Health Benefits for the Period of: July 2024	942.54	
6/3/24	2024Benefits0703003	KAG01 - Retiree Health Benefits for the Period of: July 2024	412.45	
6/3/24	2024Benefits0703003	Kleinert - Retiree Health Benefits for the Period of: July 2024	824.90	
6/3/24	2024Benefits0703003	Kopp - Retiree Health Benefits for the Period of: July 2024	412.45	
6/3/24	2024Benefits0703003	Martinez - Retiree Health Benefits for the Period of: July 2024	824.90	
6/3/24	2024Benefits0703003	Pombo - Retiree Health Benefits for the Period of: July 2024	1,354.99	
6/3/24	2024Benefits0703003	Serpa - Retiree Health Benefits for the Period of: July 2024	942.54	

**Byron-Bethany Irrigation District**  
**Purchase Journal**  
**For the Period From Jun 1, 2024 to Jun 30, 2024**

Date	Invoice/CM #	Line Description	Debit Amount	Credit Amount
6/3/24	2024Benefits0703003	Shoemaker - Retiree Health Benefits for the Period of: July 2024	412.45	
6/3/24	2024Benefits0703003	Zahn - Retiree Health Benefits for the Period of: July 2024	412.45	
6/3/24	2024Benefits0703003	ACWA Joint Powers Insurance Authority		49,931.61
6/3/24	24448	Fees for Professional Legal Services June 2024	7,500.00	
6/3/24	24448	California Advocates		7,500.00
6/3/24	CER01Apr-June2024	Reimbursement of Business Use of Personal Cell Phone for: April - June 2024	105.00	
6/3/24	CER01Apr-June2024	Michael Cervantes		105.00
6/3/24	CLA01Apr-June2024	Reimbursement of Business Use of Personal Cell Phone for: April - June 2024	105.00	
6/3/24	CLA01Apr-June2024	Natividad Clark		105.00
6/3/24	DAV01Apr-June2024	Reimbursement of Business Use of Personal Cell Phone for: April - June 2024	105.00	
6/3/24	DAV01Apr-June2024	Cameron Davis		105.00
6/3/24	FAR01Apr-June2024	Reimbursement of Business Use of Personal Cell Phone for: April - June 2024	105.00	
6/3/24	FAR01Apr-June2024	Bobby Farmer		105.00
6/3/24	GAV01Apr-June2024	Reimbursement of Business Use of Personal Cell Phone for: April - June 2024	105.00	
6/3/24	GAV01Apr-June2024	Julia Gavrilenko		105.00
6/3/24	GUT01June2024	Reimbursement of Business Use of Personal Cell Phone for: June 2024	35.00	
6/3/24	GUT01June2024	James Gutierrez		35.00
6/3/24	MAR02Apr-June2024	Reimbursement of Business Use of Personal Cell Phone for: April - June 2024	105.00	
6/3/24	MAR02Apr-June2024	Richard Martinez		105.00
6/3/24	MEH01Apr-June2024	Reimbursement of Business Use of Personal Cell Phone for: April - June 2024	105.00	
6/3/24	MEH01Apr-June2024	Robert Scott Mehring		105.00
6/3/24	NAV01Apr-June2024	Reimbursement of Business Use of Personal Cell Phone for: April - June 2024	105.00	
6/3/24	NAV01Apr-June2024	Marcus Navejas		105.00
6/3/24	ORO01Apr-June2024	Reimbursement of Business Use of Personal Cell Phone for: April - June 2024	105.00	
6/3/24	ORO01Apr-June2024	Ruben Orozco		105.00
6/3/24	PAT01Apr-June2024	Reimbursement of Business Use of Personal Cell Phone for: April - June 2024	105.00	
6/3/24	PAT01Apr-June2024	Edwin R. Pattison Jr.		105.00
6/3/24	PET01Apr-June2024	Reimbursement of Business Use of Personal Cell Phone for: April - June 2024	105.00	
6/3/24	PET01Apr-June2024	Carol Petz		105.00
6/3/24	RES01Apr-June2024	Reimbursement of Business Use of Personal Cell Phone for: April - June 2024	105.00	
6/3/24	RES01Apr-June2024	Joseph Resendes		105.00
6/3/24	VAZ01Apr-June2024	Reimbursement of Business Use of Personal Cell Phone for: April - June 2024	105.00	
6/3/24	VAZ01Apr-June2024	David Vaz		105.00
6/3/24	VEG01Apr-June2024	Reimbursement of Business Use of Personal Cell Phone for: April - June 2024	105.00	
6/3/24	VEG01Apr-June2024	Ricardo Vega		105.00
6/5/24	213987	Parts for Surge Tank at PS3	24.61	
6/5/24	213987	Brentwood Ace Hardware		24.61



**Byron-Bethany Irrigation District**  
**Purchase Journal**  
**For the Period From Jun 1, 2024 to Jun 30, 2024**

Date	Invoice/CM #	Line Description	Debit Amount	Credit Amount
6/5/24	562592	Professional Legal Services - Period Ending: 5/24/2024		
6/5/24	562592	BBID Water Rights Consulting; Project #: 2101802.000	12,697.00	
6/5/24	562592	Exponent, Inc.		12,697.00
6/6/24	0134382	Unleaded (\$3.273 per gallon) Clear Diesel (\$3.524 per gallon)	3,595.67	
6/6/24	0134382	Ramos Oil Co., Inc.		3,595.67
6/6/24	06062024	Pacific Gas & Electric Charges Account #4159610850-0 - 5/1/24-5/31/24	95.11	
6/6/24	06062024	Pacific Gas & Electric WSSA		95.11
6/6/24	06062024	A deck with steps, railing, and aluminum insulated patio cover for the modular home #2 at WSSA - Advance payment	19,464.00	
6/6/24	06062024	Sunset Fencing & Patio Covers		19,464.00
6/6/24	362292	Trash Rack Repair at PS3S	949.79	
6/6/24	362292	Atlas Polar Corporation Ltd.		949.79
6/6/24	4195084270	DHQ Janitorial Supplies	73.64	
6/6/24	4195084270	Weekly Uniform Service for the week ending 6/6/2024	170.99	
6/6/24	4195084270	Cintas Corporation #922		244.63
6/6/24	5030114284	Ricoh Copier Rental (Contract #603-0227169-000; Serial #3129RA00486; Model IM C4500) 6/1/24-6/30/24	494.25	
6/6/24	5030114284	Wells Fargo Financial Leasing		494.25
6/7/24	287253183134X061524	Mobile Data plan & Usage for the Period: 6/8/2024 - 7/7/2024; Account #287253183134	718.02	
6/7/24	287253183134X061524	AT & T Mobility		718.02
6/9/24	214108	Leather/Rubber/Vinyl Cleaner/Conditioner Spray, Microfiber Auto Cleaning Cloth, Penetrating Catalyst	29.33	
6/9/24	214108	Brentwood Ace Hardware		29.33
6/10/24	000021823583	WSSA Shop Phone Service 5/10/2024 - 6/9/2024	62.52	
6/10/24	000021823583	Acct #9391053473		
6/10/24	000021823583	AT&T		62.52
6/10/24	000021823584	WSSA Office Phone Service 5/10/2024 - 6/9/2024	118.88	
6/10/24	000021823584	Acct #9391053474		
6/10/24	000021823584	AT&T		118.88
6/10/24	111292	Replace Balance Hoses	983.64	
6/10/24	111292	Hunt Equipment, LLC DBA		983.64
6/10/24	111312	Replace Filters on Gas and Diesel	466.44	
6/10/24	111312	Hunt Equipment, LLC DBA		466.44
6/10/24	214151	Head Light for Water Operations	19.56	
6/10/24	214151	Brentwood Ace Hardware		19.56
6/10/24	2406-46	Landscape Grounds Maintenance for the period of: June 2024	1,050.00	
6/10/24	2406-46	Creative Outdoor Environments, Inc.		1,050.00
6/10/24	2406-47	Landscape Grounds Maintenance for the period of: June 2024 - Tracy Office	350.00	
6/10/24	2406-47	Creative Outdoor Environments, Inc.		350.00
6/10/24	NNPB000030524	WAPA Power for the Month of May 2024 - Regular	11,253.67	
6/10/24	NNPB000030524	Western Area Power Administration		11,253.67
6/11/24	INV-097583	Pipeline repair at Gate #17	2,841.42	
6/11/24	INV-097583	Irrigation Resources Linden		2,841.42
6/11/24	INV-097584	Gate Replacement for Turnout #190 - Polari	4,143.70	
6/11/24	INV-097584	Irrigation Resources Linden		4,143.70
6/12/24	0135225	Unleaded (\$3.265 per gallon)	1,291.49	
6/12/24	0135225	Ramos Oil Co., Inc.		1,291.49
6/12/24	214192	Safety Glass Secure Fit & Car Freshener	15.64	
6/12/24	214192	Brentwood Ace Hardware		15.64

**Byron-Bethany Irrigation District**  
**Purchase Journal**  
**For the Period From Jun 1, 2024 to Jun 30, 2024**

Date	Invoice/CM #	Line Description	Debit Amount	Credit Amount
6/12/24	August2024-5636	Ag Water Reclamation Charge for the Month of: August 2024 - Advance Payment	2,404.08	
6/12/24	August2024-5636	Ag Water Reclamation Charge for the Month of: April 2024 - True-up		474.88
6/12/24	August2024-5636	Ag Water Reclamation Charge for the Month of: May 2024 - True-up	716.56	
6/12/24	August2024-5636	Contract No. 20-WC-20-5636		
6/12/24	August2024-5636	Bureau of Reclamation		2,645.76
6/12/24	May-June2024-0149	M&I Water Reclamation Charge for the Month of: May - June 2024 City of Tracy for Tracy Hills True-up	4.24	
6/12/24	May-June2024-0149	Contract No. 11-WC-20-0149		
6/12/24	May-June2024-0149	Bureau of Reclamation		4.24
6/13/24	4195780012	DHQ Janitorial Supplies	25.64	
6/13/24	4195780012	Weekly Uniform Service for the week ending 6/13/2024	166.20	
6/13/24	4195780012	Cintas Corporation #922		191.84
6/14/24	102977	Diesel Exhaust Fluid	73.57	
6/14/24	102977	CENCAL Auto & Truck Parts Inc.		73.57
6/14/24	3021028	Professional Legal Services (General) - May 2024	41,515.96	
6/14/24	3021028	Somach, Simmons & Dunn		41,515.96
6/14/24	3021029	Professional Legal Services by Michael E. Vergara (OCAP Litigation) - May 2024	731.00	
6/14/24	3021029	Somach, Simmons & Dunn		731.00
6/14/24	3021030	Professional Legal Services (Legislation) - May 2024	10,641.00	
6/14/24	3021030	Somach, Simmons & Dunn		10,641.00
6/14/24	3021031	Professional Legal Services (CVP Issues) - May 2024	1,106.00	
6/14/24	3021031	Somach, Simmons & Dunn		1,106.00
6/14/24	3021032	Professional Legal Services by Michael E. Vergara (6th DCA) - May 2024	3,578.34	
6/14/24	3021032	Somach, Simmons & Dunn		3,578.34
6/14/24	3021033	Professional Legal Services (Employment) - May 2024	291.00	
6/14/24	3021033	Somach, Simmons & Dunn		291.00
6/14/24	3021034	Professional Legal Services (Coordinated Petitions) - May 2024	54,289.43	
6/14/24	3021034	Somach, Simmons & Dunn		54,289.43
6/14/24	3021035	Professional Legal Services (Castello Ranch) - May 2024	4,881.00	
6/14/24	3021035	Somach, Simmons & Dunn		4,881.00
6/14/24	3021036	Professional Legal Services by Michael E. Vergara (Toll Brothers) - May 2024	58.00	
6/14/24	3021036	Somach, Simmons & Dunn		58.00
6/14/24	3021037	Professional Legal Services (Prologis) - May 2024	1,137.72	
6/14/24	3021037	Somach, Simmons & Dunn		1,137.72
6/14/24	3021038	Professional Legal Services (Gladstone Water Transfers) - May 2024	2,167.00	
6/14/24	3021038	Somach, Simmons & Dunn		2,167.00
6/14/24	3021039	Professional Legal Services (DCP Water Right Change Petition) - May 2024	15,276.46	
6/14/24	3021039	Somach, Simmons & Dunn		15,276.46
6/14/24	3021040	Professional Legal Services (LVE) - May 2024	5,508.00	
6/14/24	3021040	Somach, Simmons & Dunn		5,508.00
6/14/24	3021041	Professional Legal Services (Edwards Annexation) - May 2024	58.00	
6/14/24	3021041	Somach, Simmons & Dunn		58.00
6/14/24	3021042	Professional Legal Services (Westlands WD) - May 2024	1,653.00	
6/14/24	3021042	Somach, Simmons & Dunn		1,653.00

**Byron-Bethany Irrigation District**  
**Purchase Journal**  
**For the Period From Jun 1, 2024 to Jun 30, 2024**

Date	Invoice/CM #	Line Description	Debit Amount	Credit Amount
6/15/24	71631108	Utility Services for WSSA	148.86	
6/15/24	71631108	Account #2004100 - 5023784		
6/15/24	71631108	City of Tracy		148.86
6/16/24	10440271 061624	Bottled Water Deliveries on 5/29/24 & 6/12/24	638.45	
6/16/24	10440271 061624	Alhambra Water Service		638.45
6/17/24	20134-000-62	Engineering and/or Professional Services for the period of 4/1/24 - 4/30/24 - General On Call Engineering Services (Project #20134-001)	6,480.00	
6/17/24	20134-000-62	Engineering and/or Professional Services for the period of 4/1/24 - 4/30/24 - WSSA CIP (Project #20134-009)	2,347.50	
6/17/24	20134-000-62	Engineering and/or Professional Services for the period of 4/1/24 - 4/30/24 - PS 2 Discharge Pipe Replacement Project (Project #20134-012)	2,086.25	
6/17/24	20134-000-62	Engineering and/or Professional Services for the period of 4/1/24 - 4/30/24 - AWMP - 2022 Update (Project #20134-013)	150.00	
6/17/24	20134-000-62	Engineering and/or Professional Services for the period of 5/1/24 - 5/31/24 - Development Connection Services (Project 20134-015-200) Toll Brother - Tacy Lakes	4,237.50	
6/17/24	20134-000-62	Engineering and/or Professional Services for the period of 4/1/24 - 4/30/24 - Development Connection Services (Project 20134-015-201) LPV Quitclaim	140.00	
6/17/24	20134-000-62	Engineering and/or Professional Services for the period of 4/1/24 - 4/30/24 - Development Connection Services & Coordination (Project 20134-015-203) Prologis	1,007.50	
6/17/24	20134-000-62	Hazen & Sawyer		16,448.75
6/17/24	33990341	Monthly Service Charge for DHQ Landlines (Account #412466572)	250.03	
6/17/24	33990341	Lingo		250.03
6/18/24	0000203333	Holding Tank & Portable Toilet Service, Holding Tank & Portable Rental for Wicklund Cut Renovation/Project 6/18/24-7/15/24	476.41	
6/18/24	0000203333	Knight's Site Services		476.41
6/18/24	06182024	6/18/24 Board Meeting Lunch	72.11	
6/18/24	06182024	Mileage Reimbursement	35.04	
6/18/24	06182024	Julia Gavrilenko		107.15
6/18/24	06182024	Pacific Gas & Electric Charges Account #9158717444-1 - 5/20/24-6/17/24	343.62	
6/18/24	06182024	Pacific Gas & Electric WSSA		343.62
6/18/24	15390437	Construction Maintenance Equipment Supplies - JD 310 Backhoe	622.30	
6/18/24	15390437	Pape Machinery		622.30
6/18/24	8007456959	Shred It Service Dates: 5/21/24 & 6/4/24	295.39	
6/18/24	8007456959	Stericycle, Inc.		295.39
6/18/24	E1594901	Automatic Transfer Switch for DHQ Generator	5,200.43	
6/18/24	E1594901	Holt of California		5,200.43
6/18/24	June 2024	Janitorial Fee For: 6/4/24, 6/11/24, 6/12/24, 6/14/24 (Modular \$125), and 6/18/24 Cleaning	1,325.00	
6/18/24	June 2024	Rossana Talavera		1,325.00
6/19/24	0136769	Unleaded (\$3.381 per gallon) Clear Diesel (\$3.490 per gallon)	2,910.92	
6/19/24	0136769	Ramos Oil Co., Inc.		2,910.92
6/19/24	103227	BLISTER PACK CAPSULES - Unit #74-16	43.28	

**Byron-Bethany Irrigation District**  
**Purchase Journal**  
**For the Period From Jun 1, 2024 to Jun 30, 2024**

Date	Invoice/CM #	Line Description	Debit Amount	Credit Amount
6/19/24	103227	CENCAL Auto & Truck Parts Inc.		43.28
6/19/24	13669482	Monthly Pest Control Service at BBID: 6/19/2024	76.00	
6/19/24	13669482	McCauley Ag Services		76.00
6/20/24	4196484128	DHQ Janitorial Supplies	31.35	
6/20/24	4196484128	Weekly Uniform Service for the week ending 6/20/2024	183.51	
6/20/24	4196484128	Cintas Corporation #922		214.86
6/20/24	8964	General Maintenance & Repair Materials form Pesticide Room, Bait Stations	276.76	
6/20/24	8964	G & L Irrigation and Farm Supply		276.76
6/20/24	EO&M000030724	FY2025 CVP O&M Program 9th Billing	6,300.00	
6/20/24	EO&M000030724	U.S. BANK, NATIONAL ASSOCIATION		6,300.00
6/21/24	06212024	Cleaning Supplies	147.19	
6/21/24	06212024	Concrete Mix	1,770.52	
6/21/24	06212024	Brush Cutter Replacement Head & Garden Fork	86.55	
6/21/24	06212024	Outdoor Plants	143.60	
6/21/24	06212024	Parts for Surge Tank at PS3	116.35	
6/21/24	06212024	Cleaning Supplies	39.76	
6/21/24	06212024	Stakes	20.55	
6/21/24	06212024	Vacuum	224.05	
6/21/24	06212024	Washer & Dryer - 1st Modular	1,175.54	
6/21/24	06212024	Batteries	23.53	
6/21/24	06212024	Home Depot Credit Services		3,747.64
6/24/24	24-266-U	A preparation fee for the agreement between DWR, Reclamation, and Byron Bethany to deliver SWP water to Musco Family Olive Company	18,000.00	
6/24/24	24-266-U	USBR Contract Number 22-WC-20-5953; SWP #24-300		
6/24/24	24-266-U	Department of Water Resources		18,000.00
6/24/24	50863587	Professional Services regarding Strategic Counseling - Services through May 31, 2024	10,000.00	
6/24/24	50863587	Foley & Lardner LLP		10,000.00
6/24/24	8971	Parts for Bait Stations	392.31	
6/24/24	8971	G & L Irrigation and Farm Supply		392.31
6/24/24	8972	Parts for Bait Stations	43.81	
6/24/24	8972	G & L Irrigation and Farm Supply		43.81
6/25/24	0083216-IN	ClearSCADA Watchdog & Win911 Troubleshooting	370.00	
6/25/24	0083216-IN	Tesco Controls, LLC		370.00
6/25/24	AR15527	Groundwater Support Services for May 2024	673.75	
6/25/24	AR15527	City of Brentwood		673.75
6/26/24	54041	Remote Service; Team Issue	125.00	
6/26/24	54041	Plus IT, Inc.		125.00
6/26/24	663	Security Equipment	10,702.65	
6/26/24	663	I Spy Vision		10,702.65
6/26/24	NNPB000030624R	Restoration on WAPA Power for the Month of June 2024	1,030.25	
6/26/24	NNPB000030624R	Western Area Power Administration		1,030.25
6/26/24	S77747	Calibration, Parts and Service of YSI 556MPS (06E1426/16C30) - BSD	1,101.20	
6/26/24	S77747	Equipco Sales and Service		1,101.20
6/26/24	SW030131292	Troubleshoot & Repair Voltage Regulator on XQ80 Generator	4,061.96	
6/26/24	SW030131292	Holt of California		4,061.96
6/27/24	06272024	Adobe - Monthly Adobe Subscription	19.99	
6/27/24	06272024	Microsoft Subscription	150.00	
6/27/24	06272024	The Catering Company - Building Dedication to R. Gilmore Ceremony	1,456.91	

**Byron-Bethany Irrigation District**  
**Purchase Journal**  
**For the Period From Jun 1, 2024 to Jun 30, 2024**

Date	Invoice/CM #	Line Description	Debit Amount	Credit Amount
6/27/24	06272024	Directv - Satellite Service for the period 5/28/2024 - 6/27/2024	116.99	
6/27/24	06272024	Optimus - GPS Tracking Subscription	132.09	
6/27/24	06272024	Mister Car Wash	32.99	
6/27/24	06272024	Bank of the West	4.00	
6/27/24	06272024	Magellans - Admin Lunch	252.14	
6/27/24	06272024	Homegoods - Accessories for the Modular	458.32	
6/27/24	06272024	Costco - Accessories for the Modular	254.96	
6/27/24	06272024	Safeway - GM Dinner	36.80	
6/27/24	06272024	McClatchy Advertising - Legal Submission of Public Notice of CVP Water Transfer	5,899.68	
6/27/24	06272024	Living Spaces - Furniture for the modular	900.80	
6/27/24	06272024	Zephyr Grill & Bar - Meeting and Touring the District with Nader	350.06	
6/27/24	06272024	Costco - Food for Building Dedication to R. Gilmore Ceremony	614.43	
6/27/24	06272024	Trader Joe's - 6/18/2024 Board Meeting	35.03	
6/27/24	06272024	Zoom Annual Subscription	159.90	
6/27/24	06272024	Taqueria - Meeting with an Engineer	49.62	
6/27/24	06272024	Petsmart	91.97	
6/27/24	06272024	Spraytec - Parts for the Spray Truck	1,199.33	
6/27/24	06272024	Staples - USB Cord	32.46	
6/27/24	06272024	Fastsigns - Resolutions Plaques	471.52	
6/27/24	06272024	Amazon.com - Security Cameras and Signs	99.78	
6/27/24	06272024	Amazon.com - Floor Mats for the Chevy Tahoe	388.07	
6/27/24	06272024	Amazon.com - USB Extension Cords	26.06	
6/27/24	06272024	Amazon.com - USB Extension Cord	18.45	
6/27/24	06272024	Amazon.com - Copper Coated Gouging Carbon	145.08	
6/27/24	06272024	Amazon.com - Forklift Safety Cage	161.81	
6/27/24	06272024	Amazon.com - Index Tabs	14.13	
6/27/24	06272024	Amazon.com - Batteries	13.91	
6/27/24	06272024	Amazon.com - Parts for various trucks	1,035.00	
6/27/24	06272024	Amazon.com - Grinding Wheels for Welding Shop	75.03	
6/27/24	06272024	Tracy Chevy - Filters for Chevy Silverado	85.15	
6/27/24	06272024	J. Milano - JD Disc Repair	9.59	
6/27/24	06272024	Belcorp - JD Disc Bearings	1,615.50	
6/27/24	06272024	NomadInternet - WSSA Pump House Office Monthly Internet Service	179.90	
6/27/24	06272024	Tracy Lock & Safe - Canal Gates Keys	73.61	
6/27/24	06272024	Central Valley Community Bank		16,661.06
6/27/24	111154	Engineering and/or Professional Services for the period of: 5/1/24 - 5/31/24 Water Conservation Project	32,541.76	
6/27/24	111154	Provost & Prichard Consulting Group		32,541.76
6/27/24	1255491	Construction Maintenance Equipment - JD 331 G Compact Track Loader	379.40	
6/27/24	1255491	Pape Machinery		379.40
6/27/24	138903	Unleaded (\$3.411 per gallon) Clear Diesel (\$3.44 per gallon)	2,857.01	
6/27/24	138903	Ramos Oil Co., Inc.		2,857.01
6/27/24	15418872	Construction Maintenance Equipment Supplies - JD 50G Mini Excavator	739.15	
6/27/24	15418872	Pape Machinery		739.15
6/27/24	34003361	Monthly Service Charge for 490 Hoffman Line (Account #412466573) 6/27/2024 - 7/26/2024	128.39	
6/27/24	34003361	Lingo		128.39

**Byron-Bethany Irrigation District**  
**Purchase Journal**  
**For the Period From Jun 1, 2024 to Jun 30, 2024**

<b>Date</b>	<b>Invoice/CM #</b>	<b>Line Description</b>	<b>Debit Amount</b>	<b>Credit Amount</b>
6/27/24	4197180811	DHQ Janitorial Supplies	20.85	
6/27/24	4197180811	Weekly Uniform Service for the week ending 6/20/2024	170.99	
6/27/24	4197180811	Cintas Corporation #922		191.84
6/27/24	42297	Parts for the Spray Truck - Unit#82-20	45.32	
6/27/24	42297	J. Milano Co., Inc.		45.32
		20 2.5gal Jugs of Cheetah Pro & 8 2.5gal Jugs of Brandt		
6/27/24	INVP501541923	Torpedo	6,006.39	
6/27/24	INVP501541923	Target Specialty Products		6,006.39
6/28/24	103785	Coolant & Windshield Wash	26.27	
6/28/24	103785	Late Fees	0.32	
6/28/24	103785	CENCAL Auto & Truck Parts Inc.		26.59
6/28/24	2404	Quarterly Pigeon Abatement	375.00	
6/28/24	2404	Avitec Bird Control Inc.		375.00
6/30/24	197099	Welding Cylinders and Supplies	210.00	
6/30/24	197099	California Welding Supply		210.00
6/30/24	June 2024	Janitorial Fee For: 6/1/24, 6/15/24, & 6/29/24 - WSSA	150.00	
6/30/24	June 2024	Laurina Rocha		150.00
			<b>535,148.13</b>	<b>535,148.13</b>